

## ADDING NEW PRODUCTS (as per DEMO PRODUCTS)

Use this guide to set up different types of products. To assist in adding new products, the options that have been set/modified for each product in this guide shows a screenshot – simply follow the options on each of the screens.

## Contents

1.	<b>Category Gyms/Fitness</b> (Bookable Product): Fitness Class .....	2
2.	<b>Category Gyms/Fitness</b> (Bookable Product): One Day Activity Pass.....	6
3.	<b>Category Gyms/Fitness</b> (Variable Subscription): Pay-As-You-Go Activity Pass.....	10
4.	<b>Category Gyms/Fitness</b> (Variable Subscription): Register as Personal Trainer.....	15
5.	<b>Category Venue</b> (Bookable Product): Fitness Studio Rental .....	20
6.	<b>Category Venue</b> (Bookable Product): Venue Hire – Conference Centre 100 Seat .....	24
7.	<b>Category Venue</b> (Bookable Product): Venue Hire – Meeting Room 20 Seat .....	28
8.	<b>Category Venue</b> (Bookable Product): Venue Hire – Meeting Room 12 Seat .....	32
9.	<b>Category Co-working</b> (Variable Subscription): Co-working Space by the Week .....	36
10.	<b>Category Co-working</b> (Variable Subscription): Co-working Space by the Month .....	41
11.	<b>Category Meeting/Visit</b> (Bookable Product): Visitor Registration .....	46
12.	<b>Category Meeting/Visit</b> (Bookable Product): Staff Unlimited Access .....	50
13.	<b>Category Meeting/Visit</b> (Bookable Product): Meeting Pre-Registration .....	54
14.	<b>Category Meeting/Visit</b> (Bookable Product): Meeting – Search Results only .....	58
15.	<b>Category Meeting/Visit</b> (Bookable Product): Meeting – Hidden .....	62
16.	<b>Category Event</b> (Bookable Product): Event – Free Registration .....	67
17.	<b>Category Event</b> (Bookable Product): Event – Tickets .....	71
18.	<b>Category Parking</b> (Bookable Product): Parking .....	75

## VARIABLE SUBSCRIPTION PRODUCTS

ATTRIBUTES are used for the variations of the subscription product. For example, you can have different reservation (e.g. 5 classes a month or 10 classes a month) and different duration (e.g. monthly or recurring). Under the VARIATIONS tab, you can add different prices, images, descriptions and terms for each variation.

Attributes appear on a separate tab at the bottom of the product page: Additional Information.

## 1. Category Gyms/Fitness (Bookable Product): [Fitness Class](#)

This bookable product allows **45-minute sessions** to be booked for **specific days and times**, and allows **different cost for times of the day**.

[Home](#) / [Gyms/Fitness](#) / [Fitness Class](#) / [Spinning](#) / [Fitness Class](#)



## Fitness Class

From: £8.00

This is a demo product and no orders for this product will be fulfilled. Please do not purchase this product.

This product allows **45 minute** sessions to be booked for **specific days and times**, and allows **different cost** for times of the day.

Partner  
GYM Demo Partner: Gym  
★★★★★

### Facilities

Add facilities available.

Times are in Europe/London

NOVEMBER 2019						
M	T	W	T	F	S	S
28	29	30	31	1	2	3
4	5	6	7	8	9	10
11	12	13	14	15	16	17
18	19	20	21	22	23	24
25	26	27	28	29	30	1

Starts  
11:00

Ends  
End time  
End time  
11:45 (45 Minutes)

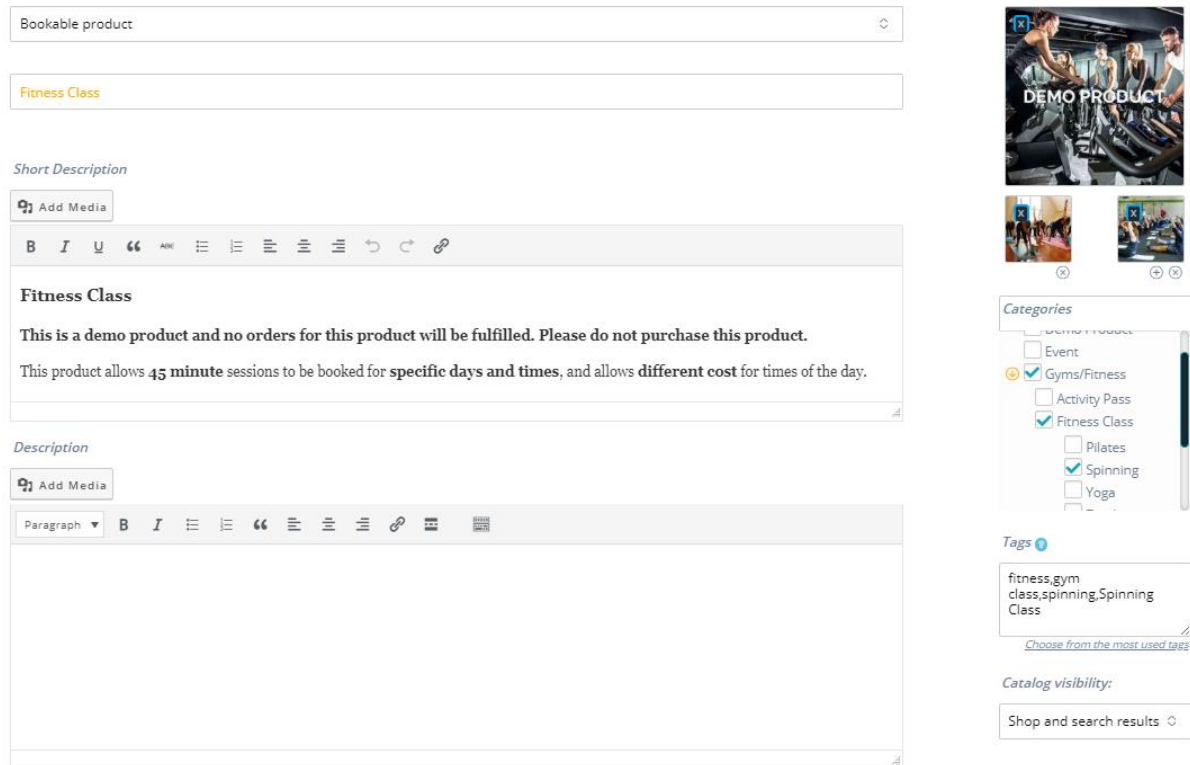
Book now

**Bookable Product. Product Name, Short Description:** Add Product Name. Short Description will show on the product, directly under the Price.

**Description:** Add full details for the product, this will show on the Description Tab at the bottom of the product page. You can add images and/video, quotations, bullet and numbered lists and links.

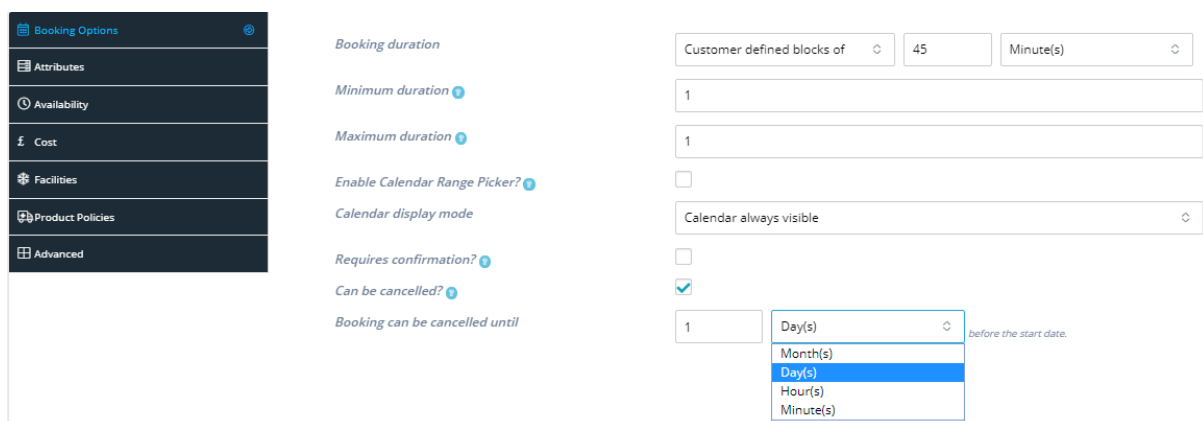
**Category:** Select the relevant category for the product.

**Tags:** Add Tags to enable Search Engines to get information about the product.



The screenshot displays the product creation interface. On the left, there are two text editors: 'Short Description' and 'Description'. The 'Short Description' editor contains the text: 'Fitness Class' followed by 'This is a demo product and no orders for this product will be fulfilled. Please do not purchase this product.' and 'This product allows 45 minute sessions to be booked for specific days and times, and allows different cost for times of the day.' The 'Description' editor is currently empty. To the right of the editors is a media gallery showing a main image of a group of people at a desk and two smaller thumbnail images. Further right is a 'Categories' panel with a list of categories: Event, Gyms/Fitness (checked), Activity Pass, Fitness Class (checked), Pilates, Spinning (checked), and Yoga. Below the categories is a 'Tags' input field containing the text: 'fitness.gym', 'class.spinning', 'Spinning', and 'Class'. At the bottom right, there is a 'Catalog visibility' section with a dropdown menu set to 'Shop and search results'.

**Booking Options:** The booking duration is set under the 'Booking Options' tab. Set the duration of the session. This can be minutes or hours. If you allow the booking to be cancelled, set the cancellation terms on this screen.



The screenshot shows the 'Booking Options' tab in the product creation interface. On the left is a sidebar with a list of tabs: Booking Options (selected), Attributes, Availability, Cost, Facilities, Product Policies, and Advanced. The main content area contains the following settings:
 

- Booking duration:** Customer defined blocks of 45 Minute(s)
- Minimum duration:** 1
- Maximum duration:** 1
- Enable Calendar Range Picker?** ☐
- Calendar display mode:** Calendar always visible
- Requires confirmation?** ☐
- Can be cancelled?** ☒
- Booking can be cancelled until:** 1 Day(s) before the start date. A dropdown menu is open showing options: Day(s), Month(s), Day(s), Hour(s), and Minute(s).

**Attributes:** For Bookable Products showing the calendar, ignore the Attributes tab options. (Should you add Attributes, these will make no difference to the way the product performs, and will not be seen on the Product Page.)

**Availability:** To set specific days and times for the different classes, select 'All dates are... not available by default' under the 'Availability' tab. Use 'Restrict Selectable Days' and **Rules** to set available days and times.

Booking Options

Attributes

Availability

Cost

Facilities

Product Policies

Advanced

Max bookings per block

30

Minimum block bookable

0

Month(s)

in the future

Maximum block bookable

1

Month(s)

in the future

Require a buffer period of

0

minutes between bookings

Adjacent Buffering?

☐

All dates are...

not-available by default

Check rules against...

All blocks being booked

Restrict selectable days?

☒

Restricted days

Monday

Tuesday

Thursday

First block starts at...

--:--

Rules

Type

Time Range (all week)

From

07:00

To

08:00

Bookable

YES

Priority

10

Type

Time Range (all week)

From

11:00

To

12:00

Bookable

YES

Priority

10

Type

Time Range (all week)

From

17:00

To

18:00

Bookable

YES

Priority

10

**Cost:** Base Cost is a one-off cost for the booking as a whole. Block Cost is the cost per block (per hour or day). A different cost can be set for different times or days. This is set under Rules.

Booking Options

Attributes

Availability

Cost

Facilities

Product Policies

Advanced

Base cost

8

Block cost

0

Display cost

Rules

Type

Time Range

From

11:00

To

15:00

Base Cost

-

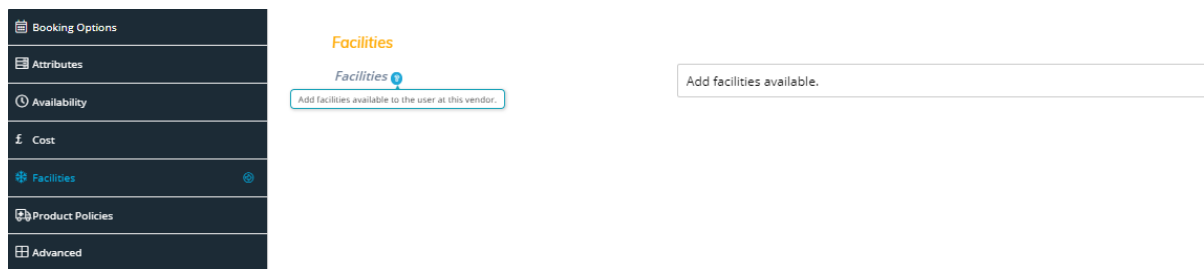
2

Block Cost

+

All matching rules will be applied to the booking.

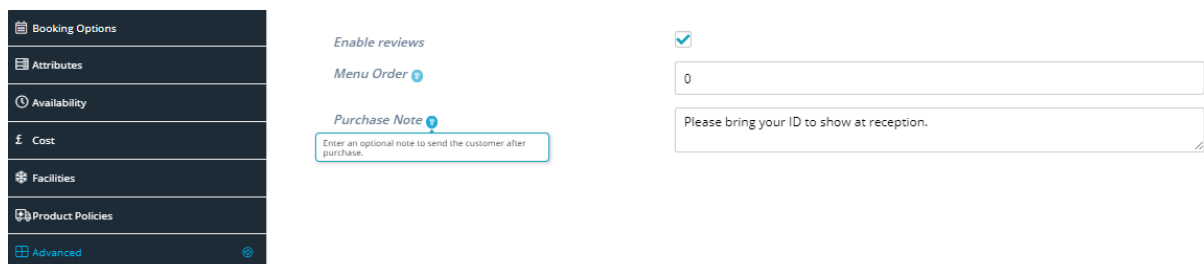
**Facilities:** Add facilities available for the booking.



The screenshot shows a sidebar menu on the left with the following items: Booking Options, Attributes, Availability, Cost, Facilities (highlighted in blue), Product Policies, and Advanced. The main content area is titled 'Facilities' in orange. Below the title is a blue box with a question mark icon and the text 'Add facilities available to the user at this vendor.' To the right of this is a large text input field containing the placeholder text 'Add facilities available.'

**Product Policies:** This is set under the Store Settings, and applies to all products.

**Advanced:** You may add a note to your customers on the 'Advanced' tab – this will appear on the customer's booking confirmation email.




The screenshot shows the same sidebar menu as the previous image, with 'Advanced' highlighted in blue. The main content area has three sections: 'Enable reviews' with a checked checkbox, 'Menu Order' with a numeric input field containing '0', and 'Purchase Note' with a blue box containing a question mark icon and the text 'Enter an optional note to send the customer after purchase.' To the right of these sections are two text input fields. The first field contains the text 'Please bring your ID to show at reception.' and has a small icon in the bottom right corner.

## 2. Category Gyms/Fitness (Bookable Product): [One Day Activity Pass](#)

This bookable product allows a session to be booked for a **single day** with **unlimited access** on any day of the week, or specific days of the week.

[Home](#) / [Gyms/Fitness](#) / [Activity Pass](#) / One Day Activity Pass

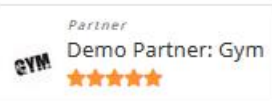


# One Day Activity Pass

From: £8.00

This is a demo product and no orders for this product will be fulfilled. Please do not purchase this product.

This product setup allows a session to be booked for a **single day** with **unlimited access** on any day of the week, or specific days of the week.



### Facilities

Free Weights, Gym Equipment, Pool

Duration:

1

Day(s)

NOVEMBER 2019						
M	T	W	T	F	S	S
28	29	30	31	1	2	3
4	5	6	7	8	9	10
11	12	13	14	15	16	17
18	19	20	21	22	23	24
25	26	27	28	29	30	1

Booking cost: £8.00

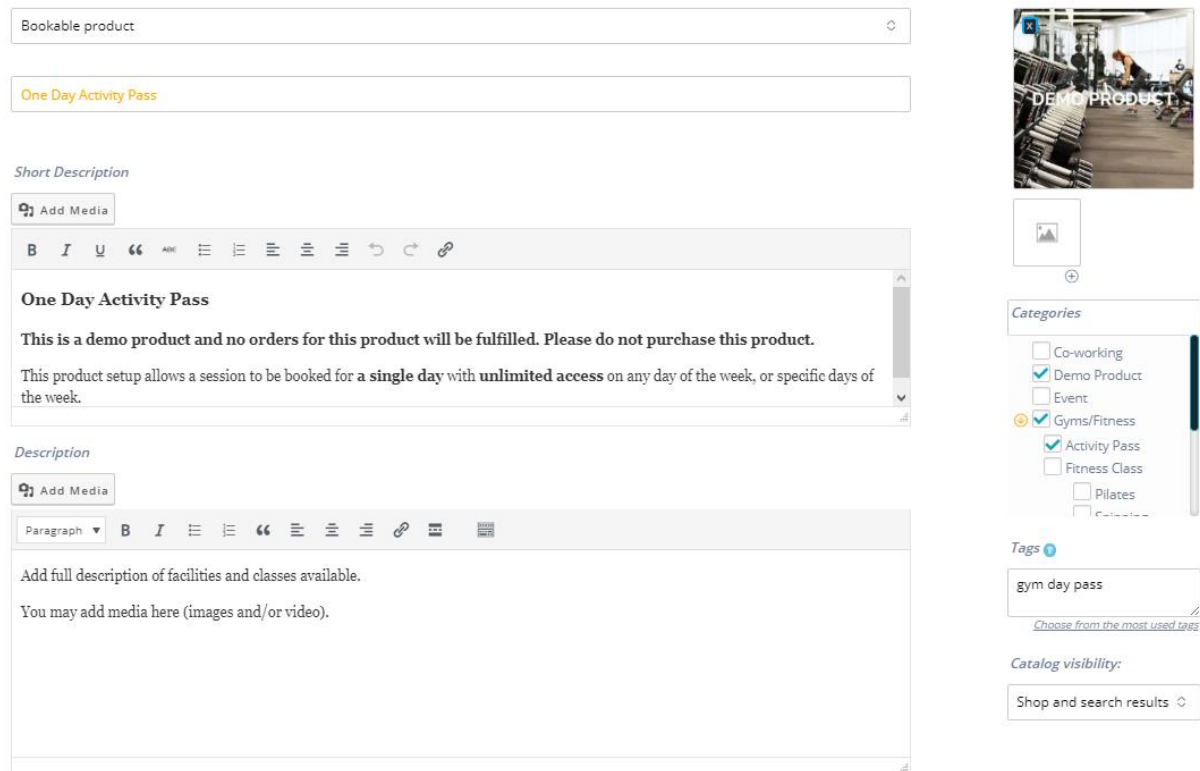
Book now

**Bookable Product. Product Name and Short Description:** Add Product Name. Short Description will show on the product, directly under the Price.

**Description:** Add full details for the product, this will show on the Description Tab at the bottom of the product page. You can add images and/video, quotations, bullet and numbered lists and links.

**Category:** Select the relevant category for the product.

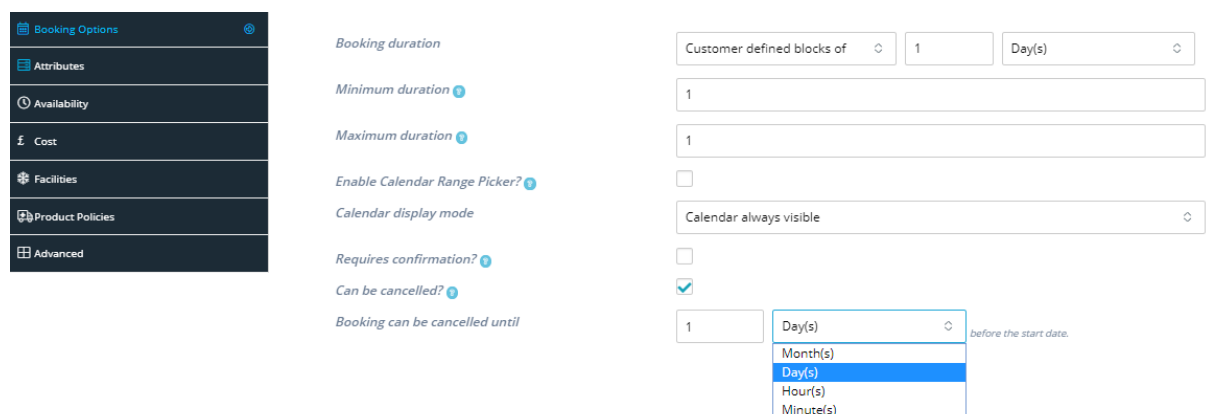
**Tags:** Add Tags to enable Search Engines to get information about the product.



The screenshot shows a product setup form for a 'One Day Activity Pass'. At the top, there's a 'Bookable product' dropdown and a title field containing 'One Day Activity Pass'. Below this is a 'Short Description' section with a rich text editor containing the text: 'This is a demo product and no orders for this product will be fulfilled. Please do not purchase this product. This product setup allows a session to be booked for a **single day** with **unlimited access** on any day of the week, or specific days of the week.' Below the short description is a 'Description' section with another rich text editor containing the text: 'Add full description of facilities and classes available. You may add media here (images and/or video).' To the right of the form, there's a 'Categories' list with checkboxes for 'Co-working', 'Demo Product', 'Event', 'Gyms/Fitness', 'Activity Pass', 'Fitness Class', and 'Pilates'. The 'Gyms/Fitness' and 'Activity Pass' categories are selected. Below the categories is a 'Tags' section with a text input field containing 'gym day pass' and a button 'Choose from the most used tags'. At the bottom right, there's a 'Catalog visibility' section with a dropdown menu set to 'Shop and search results'.

**Booking Options:** The booking duration is set under the 'Booking Options' tab. Set the duration of the session. This can be minutes or hours. To enable customers to select the day for their single day pass, select Booking duration as 'Customer defined blocks of 1 day'.

If you allow the booking to be cancelled, set the cancellation terms on this screen.



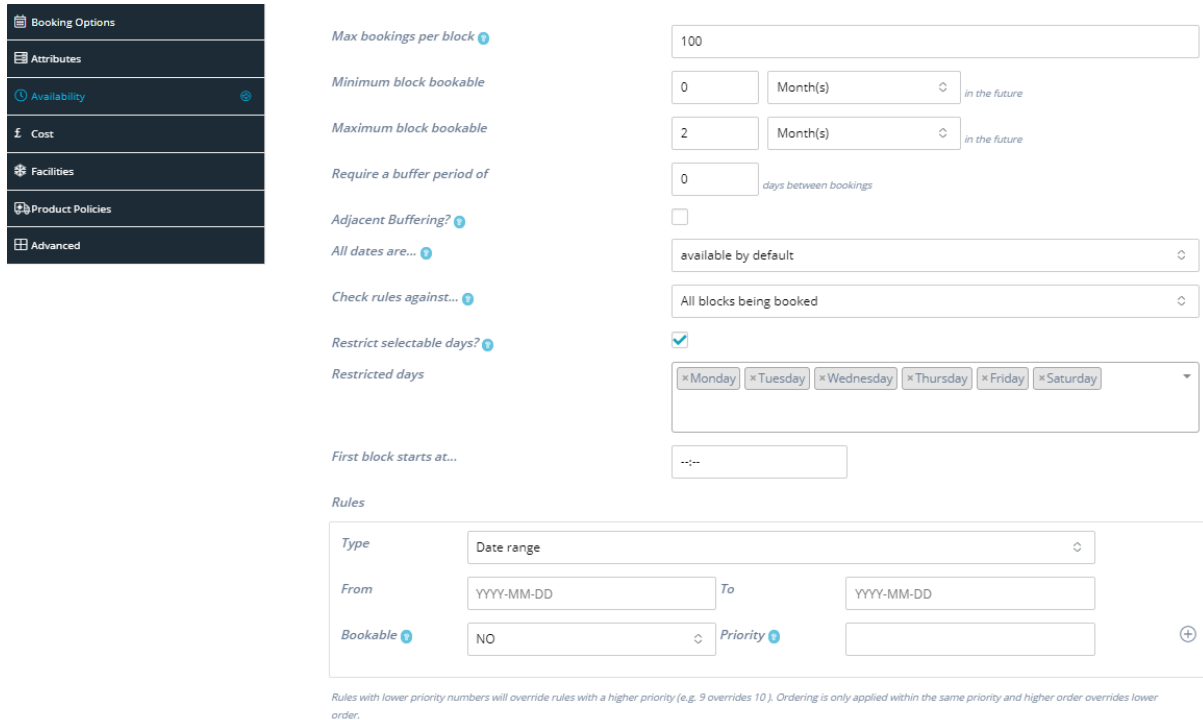
The screenshot shows the 'Booking Options' tab in the product setup interface. On the left is a sidebar with navigation links: 'Booking Options', 'Attributes', 'Availability', 'Cost', 'Facilities', 'Product Policies', and 'Advanced'. The main content area contains the following settings:

- Booking duration:** A dropdown menu set to 'Customer defined blocks of' with a value of '1' and a unit of 'Day(s)'.
- Minimum duration:** A text input field set to '1'.
- Maximum duration:** A text input field set to '1'.
- Enable Calendar Range Picker?** A checkbox that is unchecked.
- Calendar display mode:** A dropdown menu set to 'Calendar always visible'.
- Requires confirmation?** A checkbox that is unchecked.
- Can be cancelled?** A checkbox that is checked.
- Booking can be cancelled until:** A text input field set to '1' and a dropdown menu set to 'Day(s)'.

Below the 'Booking can be cancelled until' dropdown, there is a list of options: 'Month(s)', 'Day(s)', 'Hour(s)', and 'Minute(s)'. The 'Day(s)' option is selected. To the right of the dropdown, the text 'before the start date.' is visible.

**Attributes:** For Bookable Products showing the calendar, ignore the Attributes tab options. (Should you add Attributes, these will make no difference to the way the product performs, and will not be seen on the Product Page.)

**Availability:** Select 'All dates are... available by default' for this single day unlimited access product. Use 'Restrict selectable days' to limit the availability to specific days of the week.

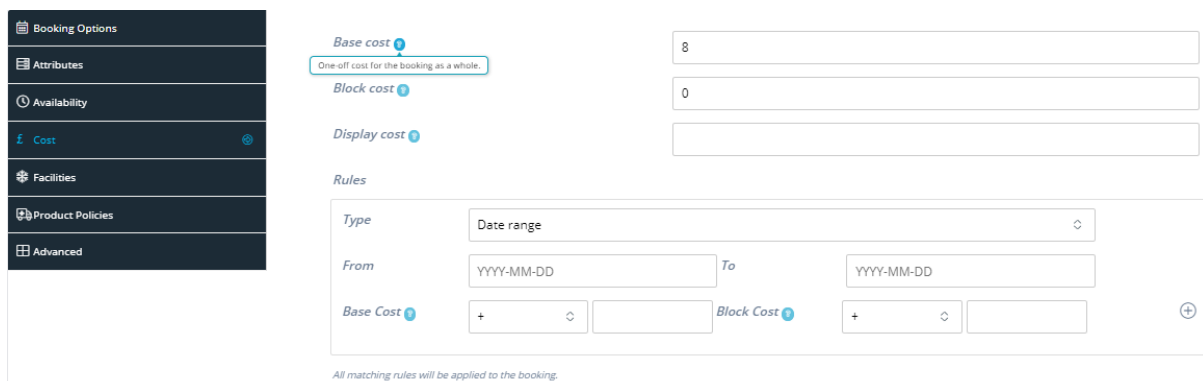


The screenshot shows the 'Availability' tab in the product configuration interface. On the left is a sidebar with navigation options: Booking Options, Attributes, Availability (selected), Cost, Facilities, Product Policies, and Advanced. The main area contains the following settings:

- Max bookings per block:** 100
- Minimum block bookable:** 0 Month(s) in the future
- Maximum block bookable:** 2 Month(s) in the future
- Require a buffer period of:** 0 days between bookings
- Adjacent Buffering?** ☐
- All dates are...** available by default
- Check rules against...** All blocks being booked
- Restrict selectable days?** ☒
- Restricted days:** \*Monday, \*Tuesday, \*Wednesday, \*Thursday, \*Friday, \*Saturday
- First block starts at...** ...
- Rules:**
  - Type: Date range
  - From: YYYY-MM-DD To: YYYY-MM-DD
  - Bookable: NO Priority:

Rules with lower priority numbers will override rules with a higher priority (e.g. 9 overrides 10). Ordering is only applied within the same priority and higher order overrides lower order.

**Cost:** Base Cost is one-off cost for booking as a whole. Block Cost is the cost per block (hour or day).

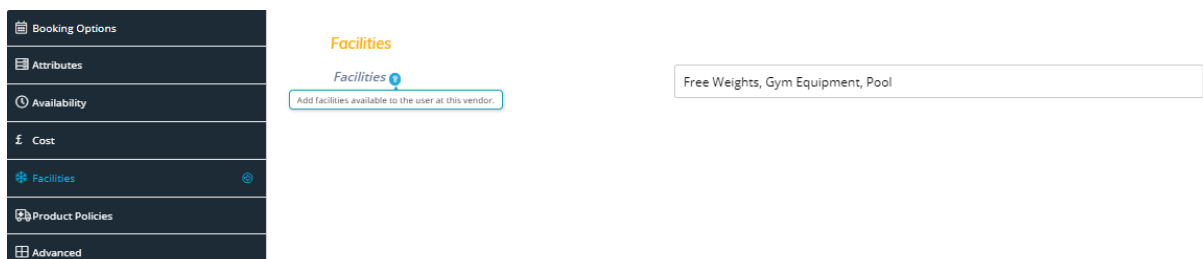


The screenshot shows the 'Cost' tab in the product configuration interface. On the left is the same sidebar as the previous screenshot. The main area contains the following settings:

- Base cost:** 8 (One-off cost for the booking as a whole)
- Block cost:** 0
- Display cost:**
- Rules:**
  - Type: Date range
  - From: YYYY-MM-DD To: YYYY-MM-DD
  - Base Cost: + Block Cost: +

All matching rules will be applied to the booking.

**Facilities:** Add facilities available for the booking.



The screenshot shows the 'Facilities' tab in the product configuration interface. On the left is the same sidebar. The main area contains the following settings:

- Facilities:** Free Weights, Gym Equipment, Pool

Add facilities available to the user at this vendor.

**Product Policies:** This is set under the Store Settings, and applies to all products.




**Advanced:** You may add a note to your customers on the 'Advanced' tab – this will appear on the customer's booking confirmation email.

The screenshot displays the 'Advanced' tab in the FONENTRY.com interface. On the left is a dark sidebar with a list of menu items: 'Booking Options', 'Attributes', 'Availability', 'Cost', 'Facilities', 'Product Policies', and 'Advanced' (which is highlighted in blue and has a gear icon). The main content area is white and contains several sections: 'Enable reviews' with a checked checkbox, 'Menu Order' with a dropdown menu showing '0', and 'Purchase Note' with a text input field containing the text 'Please bring along your ID to show at reception if requested.' and a small blue information icon to its right. Below the 'Purchase Note' label is a small blue box with the text 'Enter an optional note to send the customer after purchase.'

### 3. Category Gyms/Fitness (Variable Subscription): [Pay-As-You-Go Activity Pass](#)

This bookable product allows you to book a **specified number of sessions per month**, for example, 5 Days, 10 Days or Unlimited visits in a one-month period, for a single month or on a monthly recurring subscription basis.

[Home](#) / [Gyms/Fitness](#) / [Activity Pass](#) / Pay-As-You-Go Activity Pass



## Pay-As-You-Go Activity Pass

From: £20.00 / month for 12 months

This is a demo product and no orders for this product will be fulfilled. Please do not purchase this product.

This product setup allows you to book a **specified number of sessions per month**, for example, 5 Days, 10 Days or Unlimited visits in a one month period, for a single month or on a monthly recurring subscription basis.



#### Facilities

Free Weights, Gym Equipment, Pool

Duration	Monthly
Reservation	Choose an option
	Choose an option
	5 Days
	10 Days
	Unlimited

Checkout

**Variable Subscription. Product Name and Short Description:** Add Product Name. Short Description will show on the product, directly under the Price.

**Description:** Add full details for the product, this will show on the Description Tab at the bottom of the product page. You can add images and/video, quotations, bullet and numbered lists and links.

**Category:** Select the relevant category for the product.

**Tags:** Add Tags to enable Search Engines to get information about the product.

Variable subscription

Pay-As-You-Go Activity Pass

Short Description

Add Media

B I U “ ”

Pay-As-You-Go Activity Pass

This is a demo product and no orders for this product will be fulfilled. Please do not purchase this product.

This product setup allows you to book a **specified number of sessions per month**, for example, 5 Days, 10 Days or Unlimited visits in a one month period, for a single month or on a monthly recurring subscription basis.

Description

Add Media

Paragraph ▾ B I “ ”

You may purchase bundles of 5 passes, 10 passes or unlimited visit passes, valid for one month, or monthly as a recurring payment.

You may cancel at any time without any cancellation fee. Should you cancel your monthly bundle, your membership will cease at the end of the last payment period (your monthly passes will be valid for the full last month period).

Categories

☐ Co-working

☒ Demo Product

☐ Event

☒ Gyms/Fitness

☒ Activity Pass

☐ Fitness Class

☐ Pilates

☐ ...

Tags

fitness.gym.gym

membership, pay as you go

Choose from the most used tags

Catalog visibility:

Shop and search results

**Attributes:** For Variable Subscription Products, choose from the available Attributes. Available are: Duration and Reservation.

Options include:

- Duration: 1 Day, 1 Week, 1 Month, Weekly, Monthly
- Reservation: 1 Day, 3 Days, 5 Days, 10 Days, Unlimited

**Variations:** Variations Bulk Options – select ‘Enable all variations’. In this example product, availability is 5, 10 or Unlimited days in a 1 Month period or Monthly recurring.

On the ‘Variations’ tab, set up price and subscription options for all variations of the ‘Attributes’. Continue adding all variations as per the example below.

Attributes

Variations

Linked

Facilities

Product Policies

Advanced

Default Form Values:

Any Duration ..

Any Reservation ..

Variations Bulk Options

Choose option

5 Days

1 Month

Enable

Subscription price (£)

20

every

month

Subscription length

1 month


Sign-up fee (£)

e.g. 9.90

Free Trial

day

Image



Sale Price(£)

SKU

Description

Enjoy 5 day passes within a 1 month period from signup date. Each day pass gives you full access to all gym facilities on each of your visits.

10 Days

1 Month

Unlimited

1 Month

**Linked:** You may add 'Up-sell' and 'Cross-sell' products. Start typing a product name in the 'Filter by product' box, and a list of available products will show. Select products to promote with this product.

Attributes

Variations

Linked

Facilities

Product Policies

Advanced

Up-sells

Cross-sells

Cross-sells are products which you promote in the cart, based on the current product.

Filter by product ...

Filter by product ...

Add your gym's available facilities.

Attributes

Variations

Linked

Facilities

Product Policies

Advanced

Facilities

Facilities

Add facilities available to the user at this vendor.

Free Weights, Gym Equipment, Pool

**Product Policies:** This is set under the Store Settings, and applies to all products.

**Advanced:** You may add a note to your customers on the ‘Advanced’ tab – this will appear on the customer’s booking confirmation email.

You can also limit the number of subscriptions that a customer can purchase.

Attributes

Variations

Linked

Facilities

Product Policies

Advanced

Enable reviews

Menu Order

Purchase Note

Limit subscription

Only allow a customer to have one subscription to this product.

☒

0

Please bring your ID to show at the reception desk.

Do not limit

Do not limit


Limit to one active subscription

Limit to one of any status

#### 4. Category Gyms/Fitness (Variable Subscription): [Register as Personal Trainer](#)

This bookable product allows you to book a **specified number of sessions per month**, for example, 5 Days, 10 Days or Unlimited sessions in a one-month period, for a single month or on a monthly recurring subscription basis.

[Home](#) / [Gyms/Fitness](#) / [Personal Trainers](#) / [Register As Personal Trainer](#)



## Register As Personal Trainer

From: £15.00 / month for 12 months with 1 day free trial and a £15.00 sign-up fee

This is a demo product and no orders for this product will be fulfilled. Please do not purchase this product.

This product setup allows you to book a **specified number of sessions per month**, for example, 5 Days, 10 Days or Unlimited sessions in a one month period, for a single month or on a monthly recurring subscription basis.

There is a One Day Free Trial, and sign-up fee.



### Facilities

Free Weights, Gym Equipment, Pool

Duration	Monthly
Reservation	<div>Choose an option</div> <div>Choose an option</div> <div>5 Days</div> <div>10 Days</div> <div>Unlimited</div>
<div>Checkout</div>	

The Variable subscription can be used to offer private Personal Trainers a way to use your gym for their personal training sessions, enabling the gym to receive revenue and offer the instructors a venue for their training sessions. This also brings in pay-as-you-go members who use these personal trainers' services.

**Variable Subscription. Product Name and Short Description:** Add Product Name. Short Description will show on the product, directly under the Price.

**Description:** Add full details for the product, this will show on the Description Tab at the bottom of the product page. You can add images and/video, quotations, bullet and numbered lists and links.

**Category:** Select the relevant category for the product.

**Tags:** Add Tags to enable Search Engines to get information about the product.

Variable subscription

Demo: Register As Personal Trainer

Short Description

Add Media

B I U “ ”

Register as Personal Trainer

This is a demo product and no orders for this product will be fulfilled. Please do not purchase this product.

This product setup allows you to book a **specified number of sessions per month**, for example, 5 Days, 10 Days or Unlimited sessions in a one month period, for a single month or on a monthly recurring subscription basis.

There is a One Day Free Trial, and sign-up fee.

Description

Add Media

Paragraph B I

Personal Trainers may purchase sessions to The Gym, 5 passes, 10 passes or unlimited training passes, valid for one month, or monthly as a recurring payment.

You may cancel at any time without any cancellation fee. Should you cancel your monthly bundle, your membership will cease at the end of the last payment period (your monthly passes will be valid for the full last month period).

Categories

☐ Co-working  
☒ Demo Product  
☐ Event  
☒ Gyms/Fitness  
☐ Meeting  
☐ Parking  
☐ Venue Hire

Tags

pay as you go gym, personal trainers

Choose from the most used tags

Catalog visibility:

Shop and search results

**Attributes:** For Variable Subscription Products, choose from the available Attributes. Available are: Duration and Reservation.

Options include:

- Duration: 1 Day, 1 Week, 1 Month, Weekly, Monthly
- Reservation: 1 Day, 3 Days, 5 Days, 10 Days, Unlimited



Attributes

Variations

Linked

Facilities

Product Policies

Advanced

### Attributes

Active?

Name

Value(s):

Visible on the product page

Use as Variation

Duration

× 1 Month × Monthly

SELECT ALL SELECT NONE

Active?

Name

Value(s):

Visible on the product page

Use as Variation

Reservation

× 10 Days × 5 Days × Unlimited

SELECT ALL SELECT NONE

**Variations:** Variations Bulk Options – select ‘Enable all variations’. In this example product, availability is 5, 10 or Unlimited days in a 1 Month period or Monthly recurring.

Attributes

Variations

Linked

Facilities

Product Policies

Advanced

### Default Form Values:

Any Duration .. Any Reservation ..

### Variations Bulk Options

5 Days 1 Month

10 Days 1 Month

Unlimited 1 Month

5 Days Monthly

10 Days Monthly

Unlimited Monthly

Choose option

Choose option

Status

Enable all Variations

Disable all Variations

Set variations "Virtual"

Set variations "Non-Virtual"

Pricing

Regular prices

Regular price increase

Regular price decrease

Sale prices

Sale price increase

Sale price decrease

On the 'Variations' tab, set up price and subscription options for all variations of the 'Attributes'. Continue adding all variations as per the example below. You can add a sign-up fee and free trial period for any/all of the variations.

- Attributes
- Variations**
- Linked
- Facilities
- Product Policies
- Advanced

Default Form Values: Any Duration .. Any Reservation ..

Variations Bulk Options: Choose option

5 Days

1 Month

Enable

Subscription price (£) 15 every month

Subscription length 1 month

Sign-up fee (£) 15

Free Trial 0 day

Image

Sale Price(£)

SKU

Description

10 Days

1 Month

10 Days

1 Month

Unlimited

1 Month

5 Days

Monthly

**Linked:** You may add 'Up-sell' and 'Cross-sell' products. Start typing a product name in the 'Filter by product' box, and a list of available products will show. Select products to promote with this product.

- Attributes
- Variations
- Linked**
- Facilities
- Product Policies
- Advanced

Up-sells

Cross-sells

Cross-sells are products which you promote in the Cart, based on the current product.

Filter by product ...

Filter by product ...

Add your gym's available facilities.

- Attributes
- Variations
- Linked
- Facilities**
- Product Policies
- Advanced

Facilities

Add facilities available to the user at this vendor.

Free Weights, Gym Equipment, Pool

**Product Policies:** This is set under the Store Settings, and applies to all products.

**Advanced:** You may add a note to your customers on the 'Advanced' tab – this will appear on the customer's booking confirmation email.

You can also limit the number of subscriptions that a customer can purchase.

The screenshot shows the 'Advanced' tab selected in the left-hand menu. The main content area displays three settings:

- Enable reviews:** A checkbox that is checked.
- Menu Order:** A dropdown menu showing the number '0'.
- Purchase Note:** A text input field containing the text 'Please bring your ID to show at the reception desk.'

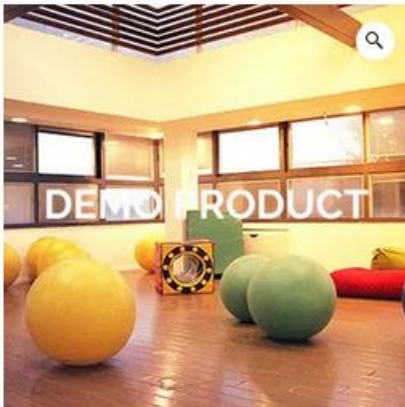
Below these settings is a section for **Limit subscription**, which includes a tooltip that reads: 'Only allow a customer to have one subscription to this product.' The dropdown menu for this setting is open, showing three options:

- Do not limit
- Limit to one active subscription** (highlighted in blue)
- Limit to one of any status

## 5. Category Venue (Bookable Product): [Fitness Studio Rental](#)

This bookable product allows you to hire out a space **in one to two-hour slots**, on **specific days of the week**.

[Home](#) / [Venue Hire](#) / [Studio](#) / Fitness Studio Rental



# Fitness Studio Rental

From: £20.00

This is a demo product and no orders for this product will be fulfilled. Please do not purchase this product.

The Gym fitness studios are available for hire by instructors and personal trainers.

Availability is **1-2 hour slots** on **specific days of the week**.



### Facilities

Exercise Balls, Mats, Dumbbells, Ballet Barre

Times are in Europe/London

NOVEMBER 2019						
M	T	W	T	F	S	S
28	29	30	31	1	2	3
4	5	6	7	8	9	10
11	12	13	14	15	16	17
18	19	20	21	22	23	24
25	26	27	28	29	30	1

Starts: 15:00

Ends: End time

End time

16:00 (1 Hour)

17:00 (2 Hours)

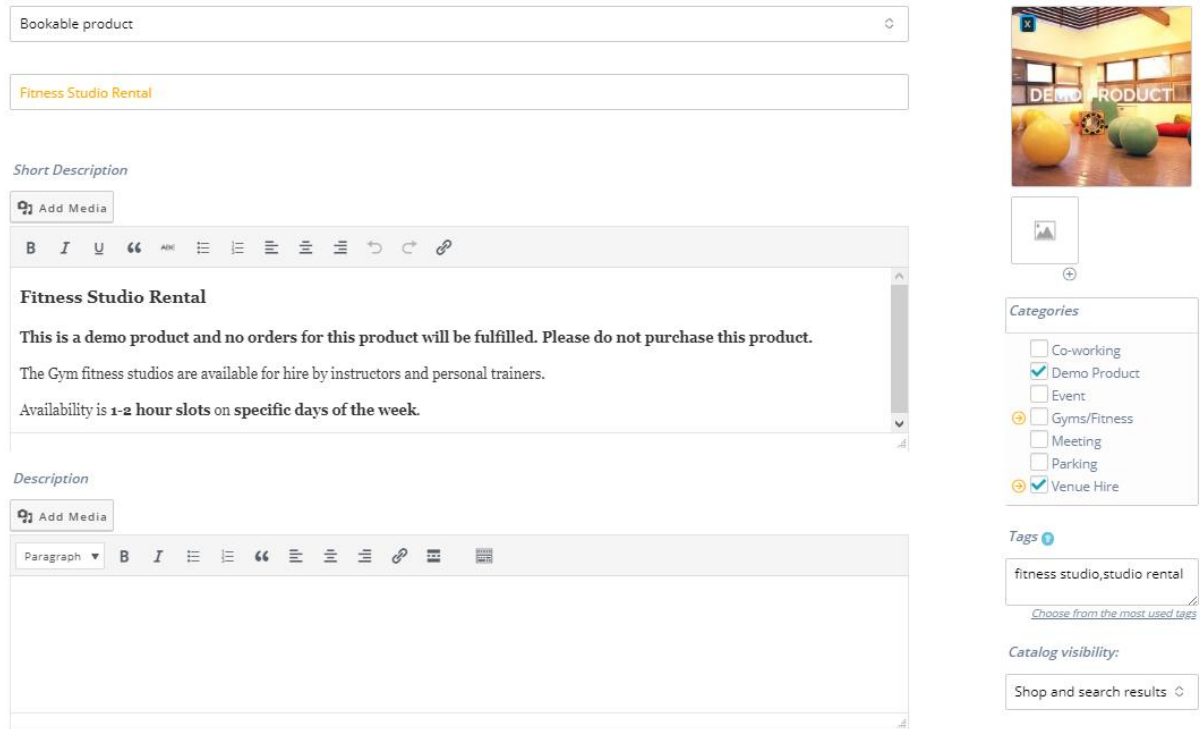
Book now

**Bookable Product. Product Name and Short Description:** Add Product Name. Short Description will show on the product, directly under the Price.

**Description:** Add full details for the product, this will show on the Description Tab at the bottom of the product page. You can add images and/video, quotations, bullet and numbered lists and links.

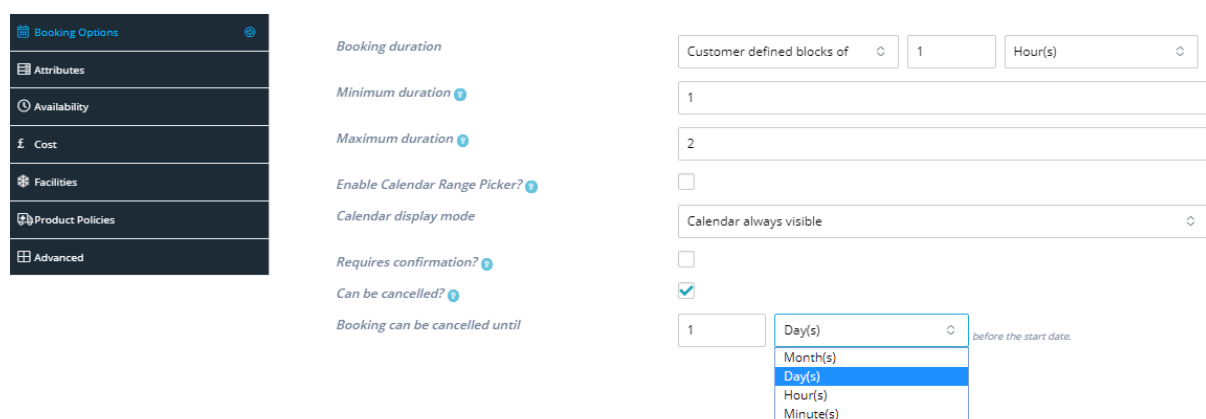
**Category:** Select the relevant category for the product.

**Tags:** Add Tags to enable Search Engines to get information about the product.



The screenshot shows a product creation interface. At the top, there's a text input for 'Bookable product' and a category dropdown set to 'Fitness Studio Rental'. Below this is a 'Short Description' section with a rich text editor containing the text: 'Fitness Studio Rental', 'This is a demo product and no orders for this product will be fulfilled. Please do not purchase this product.', 'The Gym fitness studios are available for hire by instructors and personal trainers.', and 'Availability is 1-2 hour slots on specific days of the week.' To the right of the editor is a media gallery with a placeholder image and a '+ Add Media' button. Below the short description is a 'Description' section with another rich text editor. On the right side of the form, there's a 'Categories' list with checkboxes for 'Co-working', 'Demo Product' (checked), 'Event', 'Gyms/Fitness', 'Meeting', 'Parking', and 'Venue Hire' (checked). Below categories is a 'Tags' section with a text input containing 'fitness studio,studio rental' and a 'Choose from the most used tags' link. At the bottom right is a 'Catalog visibility' dropdown set to 'Shop and search results'.

**Booking Options:** The booking duration is set under the 'Booking Options' tab. Set the duration of the session. This can be minutes or hours. If you allow the booking to be cancelled, set the cancellation terms on this screen.



The screenshot shows the 'Booking Options' tab selected in a sidebar. The main area contains several settings: 'Booking duration' is set to 'Customer defined blocks of 1 Hour(s)'; 'Minimum duration' is 1; 'Maximum duration' is 2; 'Enable Calendar Range Picker?' is unchecked; 'Calendar display mode' is 'Calendar always visible'; 'Requires confirmation?' is unchecked; 'Can be cancelled?' is checked; and 'Booking can be cancelled until' is set to 1. A dropdown menu is open for the 'Booking can be cancelled until' field, showing options: 'Day(s)', 'Month(s)', 'Day(s)' (highlighted), 'Hour(s)', and 'Minute(s)'. The text 'before the start date.' is visible next to the dropdown.

**Attributes:** For Bookable Products showing the calendar, ignore the Attributes tab options. (Should you add Attributes, these will make no difference to the way the product performs, and will not be seen on the Product Page.)

**Availability:** To set specific days and times available, select 'All dates are... not available by default' under the 'Availability' tab. Use **Rules** to set available days and times.

Booking Options

Attributes

Availability

Cost

Facilities

Product Policies

Advanced

Max bookings per block

1

Minimum block bookable

0

Month(s)

in the future

Maximum block bookable

2

Month(s)

in the future

Require a buffer period of

0

hours between bookings

Adjacent Buffering?

☐

All dates are...

not-available by default

Check rules against...

All blocks being booked

Restrict selectable days?

☐

Restricted days

First block starts at...

--:--

Rules

Type

Monday

From

10:00

To

14:00

Bookable

YES

Priority

Type

Thursday

From

14:00

To

18:00

Bookable

YES

Priority

10

Rules with lower priority numbers will override rules with a higher priority (e.g. 9 overrides 10 ). Ordering is only applied within the same priority and higher order overrides lower order.

**Cost:** Base Cost is a one-off cost for the booking as a whole. Block Cost is the cost per block (per hour or day). A different cost can be set for different times or days. This is set under Rules.

Booking Options

Attributes

Availability

Cost

Facilities

Product Policies

Advanced

Base cost

0

Block cost

20

Display cost

Rules

Type

Date range

From

YYYY-MM-DD

To

YYYY-MM-DD

Base Cost

+

Block Cost

+

All matching rules will be applied to the booking.

**Facilities:** Add facilities available for the booking.

Booking Options

Attributes

Availability

Cost

Facilities

Product Policies

Advanced

Facilities

Add facilities available to the user at this vendor.

Exercise Balls, Mats, Dumbbells, Ballet Barre

**Product Policies:** This is set under the Store Settings, and applies to all products.

**Advanced:** You may add a note to your customers on the 'Advanced' tab – this will appear on the customer's booking confirmation email.

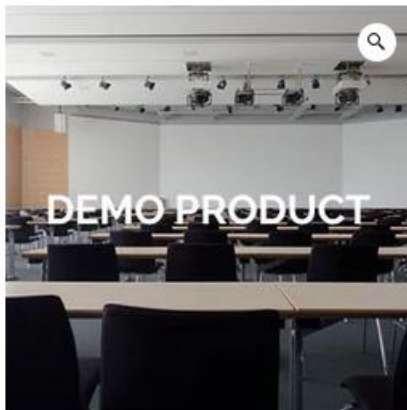
The screenshot shows the 'Advanced' tab selected in a sidebar menu. The main content area displays three settings:

- Enable reviews:** A checkbox that is checked.
- Menu Order:** A numeric input field containing the value '0'.
- Purchase Note:** A text area with a placeholder message: "Enter an optional note to send the customer after purchase."

## 6. Category Venue (Bookable Product): [Venue Hire – Conference Centre 100 Seat](#)

This bookable product allows you to hire out a space **by the day**, on **specific days of the week**.

[Home](#) / [Venue Hire](#) / [Meeting Room](#) / Conference Centre: 100 Seat




# Conference Centre: 100 Seat

From: £125.00

This is a demo product and no orders for this product will be fulfilled. Please do not purchase this product.

This bookable product allows you to hire out a conference space **by the day**, on **specific days of the week**.



### Facilities

Various configurations as per your requirements, separate dining area

NOVEMBER 2019

M	T	W	T	F	S	S
28	29	30	31	1	2	3
4	5	6	7	8	9	10
11	12	13	14	15	16	17
18	19	20	21	22	23	24
25	26	27	28	29	30	1

Booking cost: £175.00

Book now

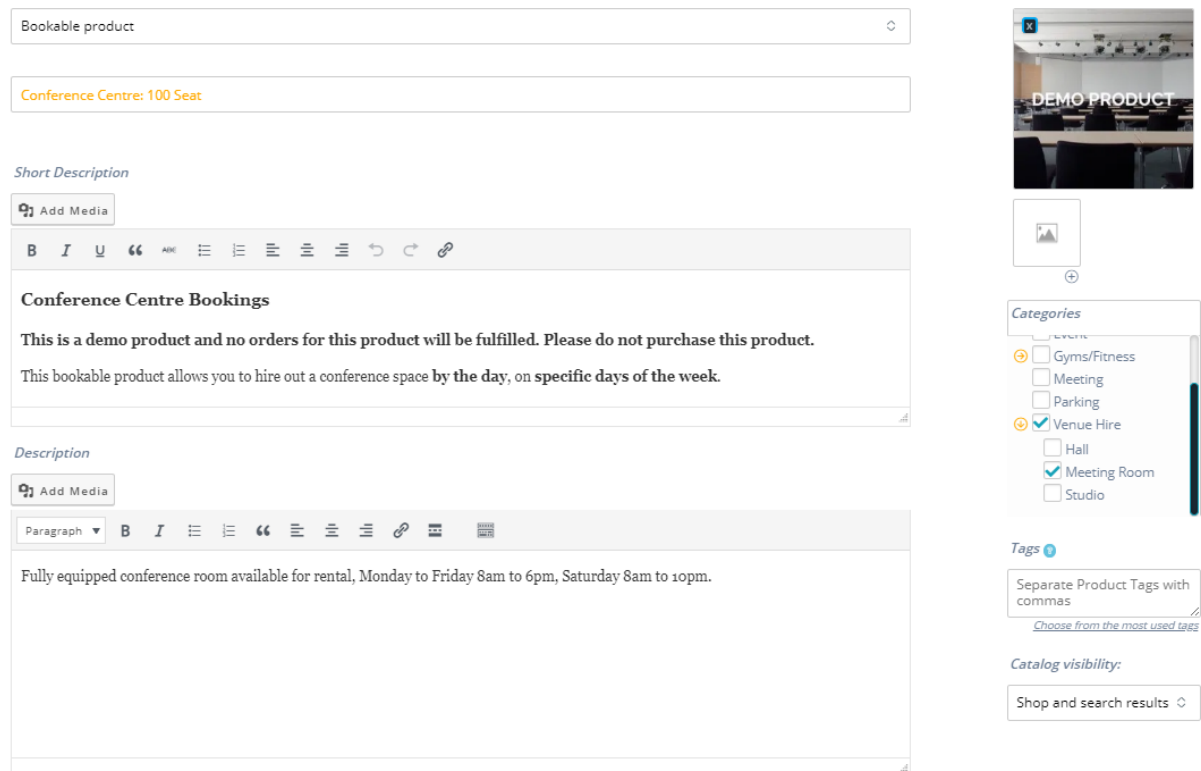


**Bookable Product. Product Name and Short Description:** Add Product Name. Short Description will show on the product, directly under the Price.

**Description:** Add full details for the product, this will show on the Description Tab at the bottom of the product page. You can add images and/video, quotations, bullet and numbered lists and links.

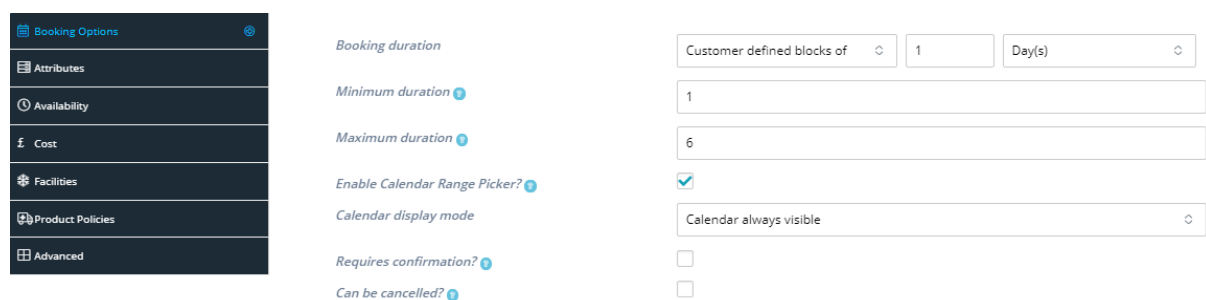
**Category:** Select the relevant category for the product.

**Tags:** Add Tags to enable Search Engines to get information about the product.



The screenshot shows the product creation interface. At the top, there's a text input for the product name with the placeholder 'Bookable product'. Below it is a text input for the short description with the placeholder 'Conference Centre: 100 Seat'. The 'Short Description' section includes a rich text editor with a toolbar and the text: 'Conference Centre Bookings. This is a demo product and no orders for this product will be fulfilled. Please do not purchase this product. This bookable product allows you to hire out a conference space by the day, on specific days of the week.' The 'Description' section also has a rich text editor with the text: 'Fully equipped conference room available for rental, Monday to Friday 8am to 6pm, Saturday 8am to 10pm.' On the right side, there's a 'Categories' dropdown menu with options: Gyms/Fitness, Meeting, Parking, Venue Hire (selected), Hall, Meeting Room, and Studio. Below the categories is a 'Tags' section with a text input and a button 'Choose from the most used tags'. At the bottom right, there's a 'Catalog visibility' section with a dropdown menu set to 'Shop and search results'.

**Booking Options:** The booking duration is set under the 'Booking Options' tab. Set the duration of the session. This can be minutes or hours. If you allow the booking to be cancelled, set the cancellation terms on this screen.



The screenshot shows the 'Booking Options' tab. On the left is a sidebar with navigation links: Booking Options (selected), Attributes, Availability, Cost, Facilities, Product Policies, and Advanced. The main content area has the following settings: 'Booking duration' set to 'Customer defined blocks of' with a value of '1' and unit 'Day(s)'; 'Minimum duration' set to '1'; 'Maximum duration' set to '6'; 'Enable Calendar Range Picker?' checked; 'Calendar display mode' set to 'Calendar always visible'; 'Requires confirmation?' unchecked; and 'Can be cancelled?' unchecked.

**Attributes:** For Bookable Products showing the calendar, ignore the Attributes tab options. (Should you add Attributes, these will make no difference to the way the product performs, and will not be seen on the Product Page.)

**Availability:** To set specific days and times for the different classes, select 'All dates are... available by default' under the 'Availability' tab. Use **Rules** to set unavailable days.

Booking Options

Attributes

Availability

Cost

Facilities

Product Policies

Advanced

**Max bookings per block**

**Minimum block bookable**

**Maximum block bookable**

**Require a buffer period of**

**Adjacent Buffering?**

**All dates are...**

**Check rules against...**

**Restrict selectable days?**

**Restricted days**

**First block starts at...**

**Rules**

Type: Range of days

From: Sunday To: Sunday

Bookable: NO Priority:

Rules with lower priority numbers will override rules with a higher priority (e.g. 9 overrides 10 ). Ordering is only applied within the same priority and higher order overrides lower order.

**Cost:** Base Cost is a one-off cost for the booking as a whole. Block Cost is the cost per block (per hour or day). A different cost can be set for different times or days. This is set under Rules. In this example, the cost to hire the venue is £75 plus £50 per day. So one day booking will be £125, two days will be £125 plus £50.

Booking Options

Tax

Attributes

Availability

Cost

Persons

Facilities

Add-ons

Product Policies

Advanced

**Base cost**

**Block cost**

**Display cost**

**Rules**

Type: Date range

From: YYYY-MM-DD To: YYYY-MM-DD

Base Cost: + Block Cost: +

All matching rules will be applied to the booking.

**Facilities:** Add facilities available for the booking.

Booking Options

Attributes

Availability

Cost

Facilities

Product Policies

Advanced









**Facilities**

Add facilities available to the user at this vendor.

Various configurations as per your requirements, separate dining area

**Product Policies:** This is set under the Store Settings, and applies to all products.

**Advanced:** You may add a note to your customers on the 'Advanced' tab – this will appear on the customer's booking confirmation email.

 Booking Options
 Attributes
 Availability
 Cost
 Facilities
 Product Policies
 Advanced 

Enable reviews

Menu Order 

Purchase Note 

Enter an optional note to send the customer after purchase.




0

## 7. Category Venue (Bookable Product): [Venue Hire – Meeting Room 20 Seat](#)

This bookable product allows you to hire out a space in **pre-defined blocks of 4 hours**, on **limited days of the week**.

[Home](#) / [Venue Hire](#) / [Meeting Room](#) / Meeting Room: 20 Seat




# Meeting Room: 20 Seat

From: £60.00

## The View 20 Seat Meeting Room

This is a demo product and no orders for this product will be fulfilled. Please do not purchase this product.

This bookable product allows you to hire out a space in **pre-defined blocks of 4 hours**, on **limited days of the week**.



## Facilities

Room facilities and equipment.

Times are in Europe/London

NOVEMBER 2019						
M	T	W	T	F	S	S
28	29	30	31	1	2	3
4	5	6	7	8	9	10
11	12	13	14	15	16	17
18	19	20	21	22	23	24
25	26	27	28	29	30	1

Starts

13:00

Ends

End time

End time

17:00 (4 Hours)

21:00 (8 Hours)

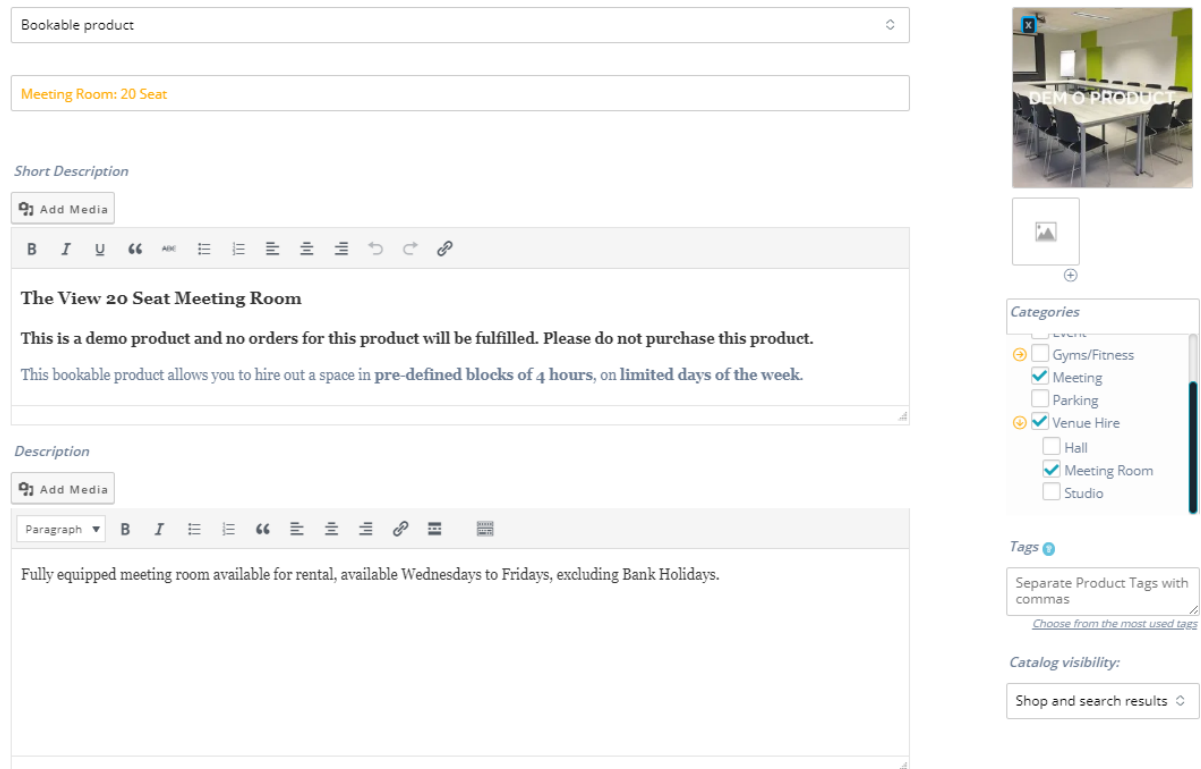
Book now

**Bookable Product. Product Name and Short Description:** Add Product Name. Short Description will show on the product, directly under the Price.

**Description:** Add full details for the product, this will show on the Description Tab at the bottom of the product page. You can add images and/video, quotations, bullet and numbered lists and links.

**Category:** Select the relevant category for the product.

**Tags:** Add Tags to enable Search Engines to get information about the product.



Bookable product

Meeting Room: 20 Seat

**Short Description**

Add Media

**The View 20 Seat Meeting Room**

This is a demo product and no orders for this product will be fulfilled. Please do not purchase this product.

This bookable product allows you to hire out a space in pre-defined blocks of 4 hours, on limited days of the week.

**Description**

Add Media

Paragraph

Fully equipped meeting room available for rental, available Wednesdays to Fridays, excluding Bank Holidays.

**Categories**

- ☐ Gyms/Fitness
- ☒ Meeting
- ☐ Parking
- ☒ Venue Hire
- ☐ Hall
- ☒ Meeting Room
- ☐ Studio

**Tags**

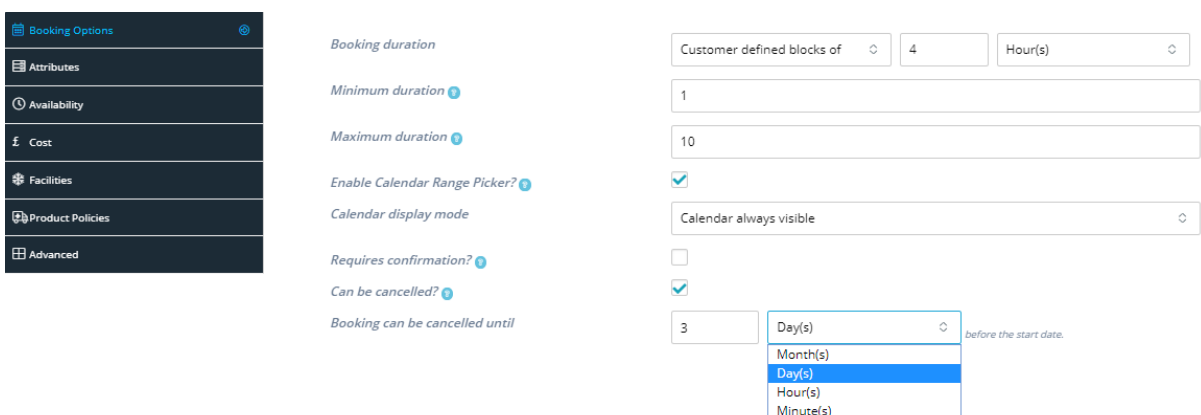
Separate Product Tags with commas

Choose from the most used tags

**Catalog visibility:**

Shop and search results

**Booking Options:** The booking duration is set under the 'Booking Options' tab. Set the duration of the session. This can be minutes or hours or blocks of hours. If you allow the booking to be cancelled, set the cancellation terms on this screen.



**Booking Options**

**Attributes**

**Availability**

**Cost**

**Facilities**

**Product Policies**

**Advanced**

**Booking duration**

Customer defined blocks of 4 Hour(s)

**Minimum duration**

1

**Maximum duration**

10

**Enable Calendar Range Picker?**

☒

**Calendar display mode**

Calendar always visible

**Requires confirmation?**

☐

**Can be cancelled?**

☒

**Booking can be cancelled until**

3 Day(s) before the start date.

**Attributes:** For Bookable Products showing the calendar, ignore the Attributes tab options. (Should you add Attributes, these will make no difference to the way the product performs, and will not be seen on the Product Page.)

**Availability:** To set specific days and times for the different classes, select 'All dates are... not available by default' under the 'Availability' tab. Use **Rules** to set available days. This product requires a Buffer Period of 1 hour between bookings (time between bookings which is unavailable for bookings).

Booking Options

Attributes

Availability

Cost

Facilities

Product Policies

Advanced

Max bookings per block

1

Minimum block bookable

0

Month(s)

in the future

Maximum block bookable

1

Month(s)

in the future

Require a buffer period of

1

hours between bookings

Adjacent Buffering?

☐

All dates are...

not-available by default

Check rules against...

All blocks being booked

Restrict selectable days?

☒

Restricted days

\*Wednesday \*Thursday \*Friday

First block starts at...

08:00

Rules

Type

Time Range (all week)

From

08:00

To

22:00

Bookable

YES

Priority

Rules with lower priority numbers will override rules with a higher priority (e.g. 9 overrides 10 ). Ordering is only applied within the same priority and higher order overrides lower order.

**Cost:** Base Cost is a one-off cost for the booking as a whole. Block Cost is the cost per block (per hour or day). A different cost can be set for different times or days. This is set under Rules. In this example, the cost to hire the venue is £50 plus £10 per hour. So one hour booking will be £60, two hour will be £70 plus £10.

Booking Options

Attributes

Availability

Cost

Facilities

Product Policies

Advanced

Base cost

50

Block cost

10

Display cost

Rules

Type

Date range

From

YYYY-MM-DD

To

YYYY-MM-DD

Base Cost

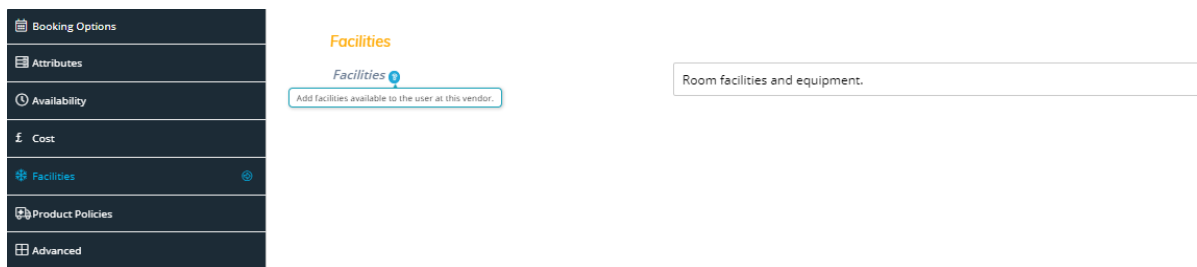
+

Block Cost

+

All matching rules will be applied to the booking.

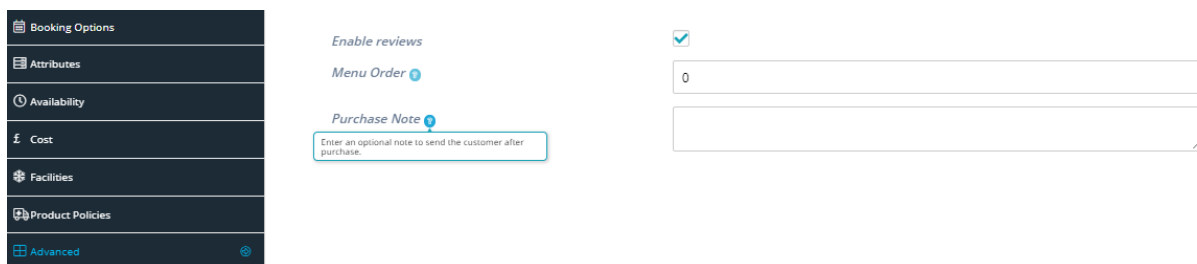
**Facilities:** Add facilities available for the booking.



The screenshot shows a sidebar menu on the left with the following items: Booking Options, Attributes, Availability, Cost, Facilities (highlighted in blue), Product Policies, and Advanced. The main content area is titled 'Facilities' in orange. Below the title is a blue box with a question mark icon and the text 'Add facilities available to the user at this vendor.' To the right of this is a large text input field containing the text 'Room facilities and equipment.'

**Product Policies:** This is set under the Store Settings, and applies to all products.

**Advanced:** You may add a note to your customers on the 'Advanced' tab – this will appear on the customer's booking confirmation email.

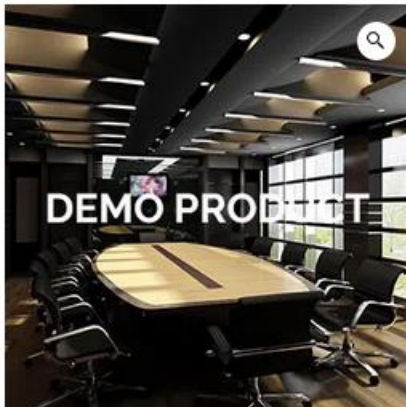


The screenshot shows the same sidebar menu as the previous image, with 'Advanced' highlighted in blue. The main content area has three sections: 'Enable reviews' with a checked checkbox, 'Menu Order' with a text input field containing the number '0', and 'Purchase Note' with a blue box containing a question mark icon and the text 'Enter an optional note to send the customer after purchase.' Below this is a large text input field for the purchase note.

## 8. Category Venue (Bookable Product): [Venue Hire – Meeting Room 12 Seat](#)

This bookable product allows you to hire out a space **by the hour**, on **specific days of the week**.

[Home](#) / [Venue Hire](#) / [Meeting Room](#) / Meeting Room: 12 Seat




# Meeting Room: 12 Seat

From: £60.00

## The View 12 Seat Meeting Room

This is a demo product and no orders for this product will be fulfilled. Please do not purchase this product.

This bookable product allows you to hire out a meeting room **by the hour**, on **specific days of the week**.



### Facilities

Equipment available.

Times are in Europe/London

NOVEMBER 2019						
M	T	W	T	F	S	S
28	29	30	31	1	2	3
4	5	6	7	8	9	10
11	12	13	14	15	16	17
18	19	20	21	22	23	24
25	26	27	28	29	30	1

Starts: 10:00

Ends: 16:00 (6 Hours)

Booking cost: **£110.00**

[Book now](#)



**Bookable Product. Product Name and Short Description** Add Product Name. Short Description will show on the product, directly under the Price.

**Description:** Add full details for the product, this will show on the Description Tab at the bottom of the product page. You can add images and/video, quotations, bullet and numbered lists and links.

**Category:** Select the relevant category for the product.

**Tags:** Add Tags to enable Search Engines to get information about the product.

Bookable product

Meeting Room: 12 Seat

**Short Description**

Add Media

**The View 12 Seat Meeting Room**

This is a demo product and no orders for this product will be fulfilled. Please do not purchase this product.

This bookable product allows you to hire out a meeting room by the hour, on specific days of the week.

**Description**

Add Media

Paragraph

Fully equipped meeting room available for rental, available Mondays to Fridays, excluding Bank Holidays.

**Categories**

- ☐ Gyms/Fitness
- ☐ Meeting
- ☐ Parking
- ☒ Venue Hire
- ☐ Hall
- ☒ Meeting Room
- ☐ Studio

**Tags**

Separate Product Tags with commas

Choose from the most used tags

**Catalog visibility:**

Shop and search results

**Booking Options:** The booking duration is set under the 'Booking Options' tab. Set the duration of the session. This can be minutes or hours. If you allow the booking to be cancelled, set the cancellation terms on this screen.

**Booking Options**

**Attributes**

**Availability**

**Cost**

**Facilities**

**Product Policies**

**Advanced**

**Booking duration**

Customer defined blocks of 1 Hour(s)

**Minimum duration**

1

**Maximum duration**

10

**Enable Calendar Range Picker?**

☒

**Calendar display mode**

Calendar always visible

**Requires confirmation?**

☐

**Can be cancelled?**

☒

**Booking can be cancelled until**

3 Day(s) before the start date.

**Attributes:** For Bookable Products showing the calendar, ignore the Attributes tab options. (Should you add Attributes, these will make no difference to the way the product performs, and will not be seen on the Product Page.)

**Availability:** To set specific days and times for the different classes, select 'All dates are... not available by default' under the 'Availability' tab. Use **Rules** to set available days.

Booking Options

Attributes

Availability

Cost

Facilities

Product Policies

Advanced

Max bookings per block

1

Minimum block bookable

0

Month(s)

in the future

Maximum block bookable

6

Month(s)

in the future

Require a buffer period of

1

hours between bookings

Adjacent Buffering?

☐

All dates are...

not-available by default

Check rules against...

All blocks being booked

Restrict selectable days?

☒

Restricted days

\* Monday \* Thursday

First block starts at...

08:00

Rules

Type

Range of days

From

Monday

To

Wednesday

Bookable

YES

Priority

10

Type

Time Range (all week)

From

08:00

To

18:00

Bookable

YES

Priority

9

**Cost:** Base Cost is a one-off cost for the booking as a whole. Block Cost is the cost per block (per hour or day). A different cost can be set for different times or days. This is set under Rules. In this example, the cost to hire the venue is £50 plus £10 per hour. So one hour booking will be £60, two hour will be £70 plus £10.

Booking Options

Attributes

Availability

Cost

Facilities

Product Policies

Advanced

Base cost

50

Block cost

10

Display cost

Rules

Type

Date range

From

YYYY-MM-DD

To

YYYY-MM-DD

Base Cost

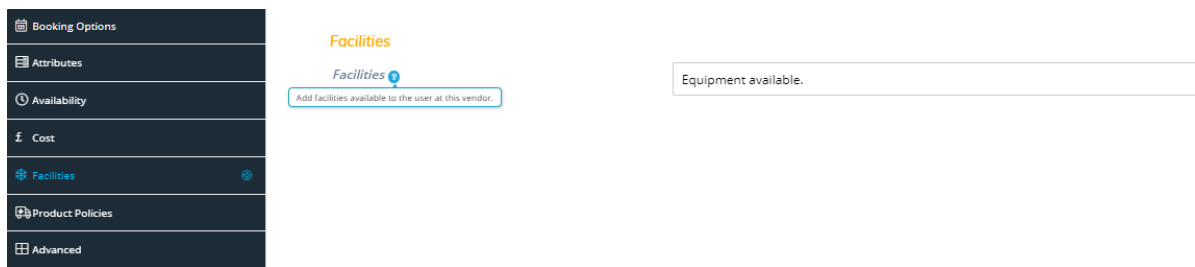
+

Block Cost

+

All matching rules will be applied to the booking.

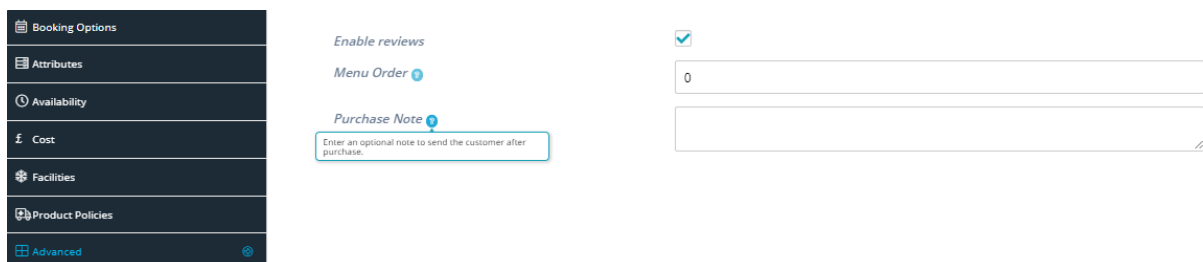
**Facilities:** Add facilities available for the booking.



The screenshot shows a sidebar menu on the left with the following items: Booking Options, Attributes, Availability, Cost, Facilities (highlighted in blue), Product Policies, and Advanced. The main content area is titled 'Facilities' in orange. Below the title is a blue box with a question mark icon and the text 'Add facilities available to the user at this vendor.' To the right of this is a text input field containing the text 'Equipment available.'

**Product Policies:** This is set under the Store Settings, and applies to all products.

**Advanced:** You may add a note to your customers on the 'Advanced' tab – this will appear on the customer's booking confirmation email.

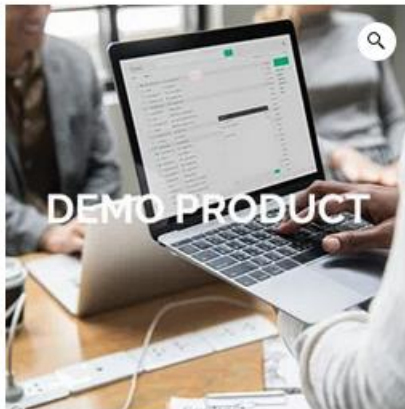


The screenshot shows the same sidebar menu as the previous image, with 'Advanced' highlighted in blue. The main content area has three sections: 'Enable reviews' with a checked checkbox, 'Menu Order' with a numeric input field containing '0', and 'Purchase Note' with a blue box containing a question mark icon and the text 'Enter an optional note to send the customer after purchase.' Below this is a large text area for the note, which is currently empty.

## 9. Category Co-working (Variable Subscription): [Co-working Space by the Week](#)

This Variable Subscription allows you to book a **selected number of days per week** on a **weekly recurring basis**. No contract, you may cancel at any time and only pay for the last week booked.

[Home](#) / [Co-working](#) / Co-working Space by the Week

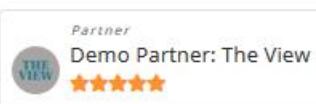


### Co-working Space by the Week

From: £25.00 / week for 52 weeks

This is a demo product and no orders for this product will be fulfilled. Please do not purchase this product.

This variable subscription allows you to book a **selected number of days per week** on a **weekly recurring basis**. No contract, you may cancel at any time and only pay for the last week booked.



#### Facilities

Desk in a shared office space, refreshments available.

Duration

Reservation

[Clear](#)

£65.00 / week for 52 weeks

[Checkout](#)

**Variable Subscription. Product Name and Short Description** Add Product Name. Short Description will show on the product, directly under the Price.

**Description:** Add full details for the product, this will show on the Description Tab at the bottom of the product page. You can add images and/video, quotations, bullet and numbered lists and links.

**Category:** Select the relevant category for the product.

**Tags:** Add Tags to enable Search Engines to get information about the product.

*Short Description*

Add Media

**B I U**

**Co-Working Office Space**

This is a demo product and no orders for this product will be fulfilled. Please do not purchase this product.

This variable subscription allows you to book a **selected number of days per week** on a weekly recurring basis. No contract, you may cancel at any time and only pay for the last week booked.

*Description*

Add Media

Paragraph **B I**

*Categories*

- ☒ Co-working
- ☒ Demo Product
- ☐ Event
- ☐ Gyms/Fitness
- ☐ Meeting
- ☐ Parking
- ☐ Venue Hire

*Tags*

Co-working, Meeting, Office Share

[Choose from the most used tags](#)

*Catalog visibility:*

Shop and search results

**Attributes:** For Variable Subscription Products, choose from the available Attributes. Available are: Duration and Reservation.

Options include:

- Duration: 1 Day, 1 Week, 1 Month, Weekly, Monthly
- Reservation: 1 Day, 3 Days, 5 Days, 10 Days, Unlimited

The screenshot shows the 'Attributes' configuration page. On the left is a sidebar with navigation links: Attributes, Variations, Linked, Facilities, Product Policies, and Advanced. The main area displays two attribute cards. The first card is for 'Duration', with 'Active?' checked, 'Name' set to 'Duration', 'Value(s)' set to 'x Weekly', and 'Visible on the product page' and 'Use as Variation' both checked. The second card is for 'Reservation', with 'Active?' checked, 'Name' set to 'Reservation', 'Value(s)' set to 'x 1 Day x 3 Days x 5 Days', and 'Visible on the product page' and 'Use as Variation' both checked. Each card has 'SELECT ALL' and 'SELECT NONE' buttons.

**Variations:** Variations Bulk Options – select 'Enable all variations'. In this example product, availability is 5, 10 or Unlimited days in a 1 Month period or Monthly recurring.

The screenshot shows the 'Variations Bulk Options' configuration page. On the left is the same sidebar as the previous screenshot. The main area shows 'Default Form Values' with 'Weekly' and '1 Day' selected. Below this, there are three rows of variation options, each with a dropdown menu and a 'Weekly' button. The first row shows '1 Day', the second '3 Days', and the third '5 Days'. A dropdown menu is open, showing options under 'Status' (Enable all Variations, Disable all Variations, Set variations "Virtual", Set variations "Non-Virtual") and 'Pricing' (Regular prices, Regular price increase, Regular price decrease, Sale prices, Sale price increase, Sale price decrease). The 'Enable all Variations' option is highlighted.

On the 'Variations' tab, set up price and subscription options for all variations of the 'Attributes'. Continue adding all variations as per the example below.

**Linked:** You may add 'Up-sell' and 'Cross-sell' products. Start typing a product name in the 'Filter by product' box, and a list of available products will show. Select products to promote with this product.

**Facilities:** Add facilities available for the booking.

**Product Policies:** This is set under the Store Settings, and applies to all products.

**Advanced:** You may add a note to your customers on the ‘Advanced’ tab – this will appear on the customer’s booking confirmation email. You can also limit the number of subscriptions a customer may purchase.

Attributes

Variations

Linked

Facilities

Product Policies

Advanced

Enable reviews

Menu Order

Purchase Note

Limit subscription

Only allow a customer to have one subscription to this product.

☒

0

Limit to one active subscription

Do not limit

Limit to one active subscription

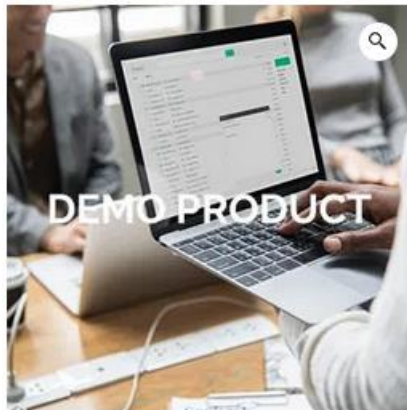
Limit to one of any status



## 10. Category Co-working (Variable Subscription): [Co-working Space by the Month](#)

This Variable Subscription allows you to book a **selected number of days in a month**, for a single month or on a **monthly recurring basis**.

[Home](#) / [Co-working](#) / Co-working Space by the Month




### Co-working Space by the Month

From: £125.00 / month for 12 months

This is a demo product and no orders for this product will be fulfilled. Please do not purchase this product.

This variable subscription allows you to book a **selected number of days in a month**, for a **single month** or on a **monthly recurring basis**.



#### Facilities

Desk in a shared office space, refreshments available.

Duration

Reservation

[Clear](#)

£225.00 / month for 12 months

[Checkout](#)

**Variable Subscription. Product Name and Short Description:** Add Product Name. Short Description will show on the product, directly under the Price.

**Description:** Add full details for the product, this will show on the Description Tab at the bottom of the product page. You can add images and/video, quotations, bullet and numbered lists and links.

**Category:** Select the relevant category for the product.

**Tags:** Add Tags to enable Search Engines to get information about the product.

Variable subscription

Co-working Space by the Month

Short Description

Add Media

**B** *I* U “ ” ABC

**Co-Working Office Space**

This is a demo product and no orders for this product will be fulfilled. Please do not purchase this product.

This variable subscription allows you to book a **selected number of days in a month**, for a **single month** or on a **monthly recurring** basis.

Description

Add Media

Paragraph **B** *I* “ ”

P  
9  
STRONG

Categories

- ☒ Co-working
- ☒ Demo Product
- ☐ Event
- ☐ Gyms/Fitness
- ☐ Meeting
- ☐ Parking
- ☐ Venue Hire

Tags

Co-working, Meeting, Office Share

[Choose from the most used tags](#)

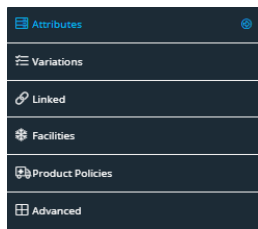
Catalog visibility:

Shop and search results

**Attributes:** For Variable Subscription Products, choose from the available Attributes. Available are: Duration and Reservation.

Options include:

- Duration: 1 Day, 1 Week, 1 Month, Weekly, Monthly
- Reservation: 1 Day, 3 Days, 5 Days, 10 Days, Unlimited



**Attributes**

Active? ☒

Name: Duration

Value(s):

**SELECT ALL** **SELECT NONE**

Visible on the product page ☒

Use as Variation ☒

---

Active? ☒

Name: Reservation

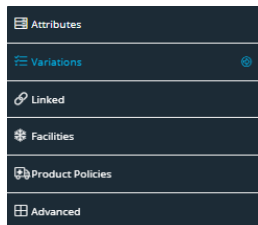
Value(s):

**SELECT ALL** **SELECT NONE**

Visible on the product page ☒

Use as Variation ☒

**Variations:** Variations Bulk Options – select ‘Enable all variations’. In this example product, availability is 5, 10 or Unlimited days in a 1 Month period or Monthly recurring.



**Default Form Values:**

**Variations Bulk Options**

5 Days

10 Days

Unlimited

Choose option

Choose option

**Status**

- Enable all Variations
- Disable all Variations
- Set variations "Virtual"
- Set variations "Non-Virtual"

**Pricing**

- Regular prices
- Regular price increase
- Regular price decrease
- Sale prices
- Sale price increase
- Sale price decrease

5 Days

10 Days

Unlimited

On the 'Variations' tab, set up price and subscription options for all variations of the 'Attributes'. Continue adding all variations as per the example below.

- Attributes
- Variations**
- Linked
- Facilities
- Product Policies
- Advanced

Default Form Values: 1 Month 10 Days

Variations Bulk Options: Choose option

5 Days 1 Month


Enable ☒

Subscription price (£) 125 every month

Subscription length 1 month

Sign-up fee (£) e.g. 9.90

Free Trial day

Image 

Sale Price(£)

SKU

Description

10 Days 1 Month

Subscription price (£)

Subscription length

Sign-up fee (£)

Free Trial

Image

Sale Price(£)

SKU

Description

Unlimited 1 Month

Subscription price (£)

Subscription length

Sign-up fee (£)

Free Trial

Image

Sale Price(£)

SKU

Description

5 Days Monthly

Subscription price (£)

Subscription length

Sign-up fee (£)

Free Trial

Image

Sale Price(£)

SKU

Description

**Linked:** You may add 'Up-sell' and 'Cross-sell' products. Start typing a product name in the 'Filter by product' box, and a list of available products will show. Select products to promote with this product.

- Attributes
- Variations
- Linked**
- Facilities
- Product Policies
- Advanced

Up-sells

Cross-sells

Filter by product ...

\*Co-working Space by the Week

**Facilities:** Add facilities available for the booking.

- Attributes
- Variations
- Linked
- Facilities**
- Product Policies
- Advanced

Facilities

Add facilities available to the user at this vendor.

Desk in a shared office space, refreshments available.

**Product Policies:** This is set under the Store Settings, and applies to all products.

**Advanced:** You may add a note to your customers on the 'Advanced' tab – this will appear on the customer's booking confirmation email. You can also limit the number of subscriptions a customer may purchase.

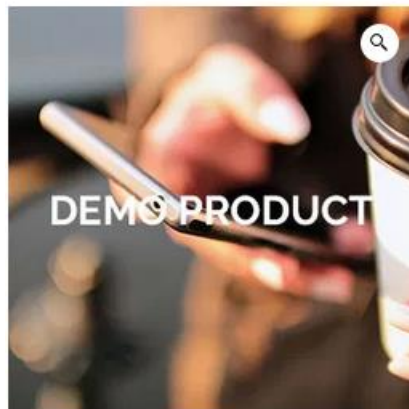
The screenshot displays the 'Advanced' tab in the FONENTRY.com interface. On the left is a dark sidebar with navigation options: Attributes, Variations, Linked, Facilities, Product Policies, and Advanced (which is highlighted in blue). The main content area is divided into three sections. The first section, 'Enable reviews', has a checked checkbox. The second section, 'Menu Order', shows a text input field with the value '0'. The third section, 'Purchase Note', features a text area with a small edit icon. Below these is the 'Limit subscription' section, which includes a tooltip stating 'Only allow a customer to have one subscription to this product.' and a dropdown menu. The dropdown menu is open, showing four options: 'Limit to one active subscription', 'Do not limit', 'Limit to one active subscription' (highlighted in blue), and 'Limit to one of any status'.

Section	Field/Option	Value/Status
Enable reviews	Checkbox	Checked
	Menu Order	0
Purchase Note	Text Area	
	Limit subscription dropdown	Limit to one active subscription (highlighted)

## 11. Category Meeting/Visit (Bookable Product): [Visitor Registration](#)

This bookable product allows you to register for a **time slot by the hour** on **specific days of the week**.


[Home](#) / [Meeting/Visit](#) / Visitor Registration



### Visitor Registration

This is a demo product and no orders for this product will be fulfilled. Please do not purchase this product.

This bookable product allows you to book a **time slot by the hour** on **specific days** of the week.



#### Facilities

Free parking

Times are in Europe/London

NOVEMBER 2019

M	T	W	T	F	S	S
28	29	30	31	1	2	3
4	5	6	7	8	9	10
11	12	13	14	15	16	17
18	19	20	21	22	23	24
25	26	27	28	29	30	1

Starts: 14:00

Ends:   
End time   
End time   
15:00 (1 Hour)   
16:00 (2 Hours)   
17:00 (3 Hours)

[Check Availability](#)

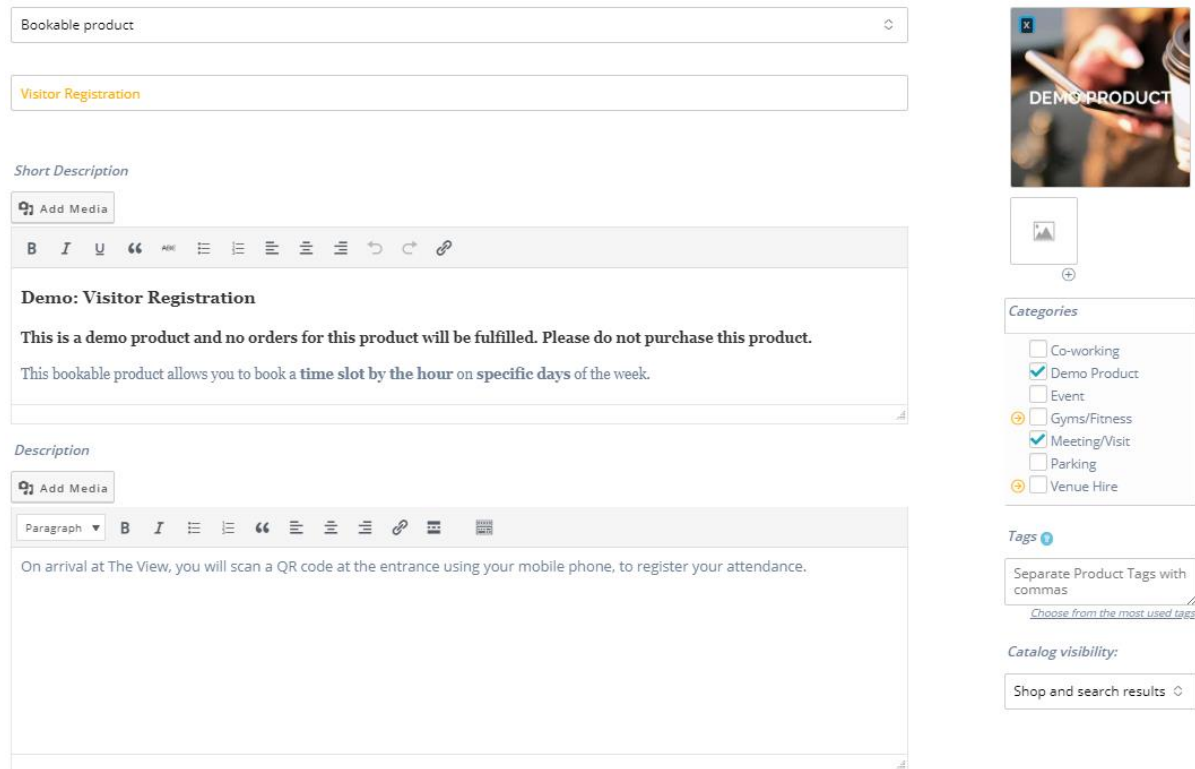
[Ask a Question](#)

**Bookable Product. Product Name and Short Description:** Add Product Name. Short Description will show on the product, directly under the Price.

**Description:** Add full details for the product, this will show on the Description Tab at the bottom of the product page. You can add images and/video, quotations, bullet and numbered lists and links.

**Category:** Select the relevant category for the product.

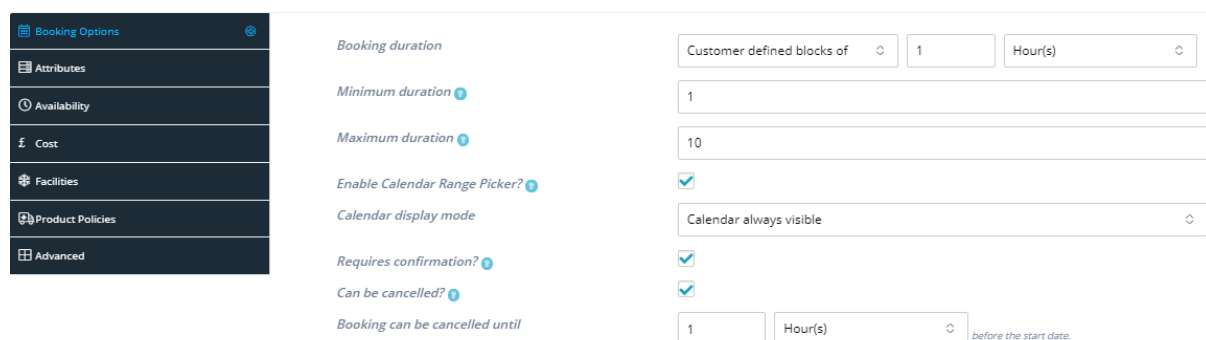
**Tags:** Add Tags to enable Search Engines to get information about the product.



The screenshot displays the product creation interface. At the top, there is a 'Bookable product' input field and a 'Visitor Registration' tag. Below these are two rich text editors: 'Short Description' and 'Description'. The 'Short Description' editor contains the text: 'Demo: Visitor Registration' and 'This is a demo product and no orders for this product will be fulfilled. Please do not purchase this product. This bookable product allows you to book a time slot by the hour on specific days of the week.' The 'Description' editor contains the text: 'On arrival at The View, you will scan a QR code at the entrance using your mobile phone, to register your attendance.' To the right of the editors is a media gallery with a placeholder image and a 'Categories' list with checkboxes for 'Co-working', 'Demo Product' (checked), 'Event', 'Gyms/Fitness', 'Meeting/Visit' (checked), 'Parking', and 'Venue Hire'. Below the categories is a 'Tags' section with a note 'Separate Product Tags with commas' and a link 'Choose from the most used tags'. At the bottom right is a 'Catalog visibility' section with a dropdown menu set to 'Shop and search results'.

**Booking Options:** The booking duration is set under the 'Booking Options' tab. This can be minutes or hours. If you allow the booking to be cancelled, set the cancellation terms on this screen.

If the booking requires confirmation, check the 'Requires confirmation' box. An email will be sent to the Partner Admin for approval, before a booking confirmation and access code is sent to the customer.



The screenshot shows the 'Booking Options' tab in the product configuration interface. On the left is a sidebar with tabs: 'Booking Options' (selected), 'Attributes', 'Availability', 'Cost', 'Facilities', 'Product Policies', and 'Advanced'. The main area contains the following settings:
 

- Booking duration:** Customer defined blocks of 1 Hour(s)
- Minimum duration:** 1
- Maximum duration:** 10
- Enable Calendar Range Picker?** (checked)
- Calendar display mode:** Calendar always visible
- Requires confirmation?** (checked)
- Can be cancelled?** (checked)
- Booking can be cancelled until:** 1 Hour(s) before the start date.

**Attributes:** For Bookable Products showing the calendar, ignore the Attributes tab options. (Should you add Attributes, these will make no difference to the way the product performs, and will not be seen on the Product Page.)

**Availability:** To set specific days and times for when visitors may register to visit your business, select 'All dates are... not available by default' under the 'Availability' tab. Use **Rules** to set available days.

Type	From	To	Bookable	Priority
Time Range (all week)	08:00	17:00	YES	

Rules with lower priority numbers will override rules with a higher priority (e.g. 9 overrides 10). Ordering is only applied within the same priority and higher order overrides lower order.

**Cost:** Base Cost is a one-off cost for the booking as a whole. Block Cost is the cost per block (per hour or day). This is set under Rules. In this example, there is no cost for visitor registration.

Type	From	To	Base Cost	Block Cost
Date range	YYYY-MM-DD	YYYY-MM-DD	+	+

All matching rules will be applied to the booking.

**Facilities:** Add facilities available for the booking.

**Facilities**

Add facilities available to the user at this vendor.

Free parking

**Product Policies:** This is set under the Store Settings, and applies to all products.



**Advanced:** You may add a note to your customers on the 'Advanced' tab – this will appear on the customer's booking confirmation email.

**Booking Options**

**Attributes**

**Availability**

**Cost**

**Facilities**

**Product Policies**

**Advanced**

*Enable reviews*

*Menu Order*

*Purchase Note*

Enter an optional note to send the customer after purchase.

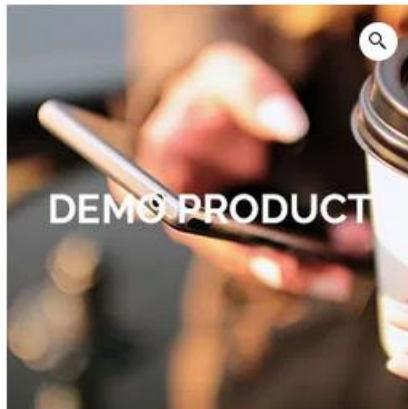
☐

0

## 12. Category Meeting/Visit (Bookable Product): [Staff Unlimited Access](#)

This bookable product allows **unlimited access** for a **one-year period (365 days)** from the day the booking is made.

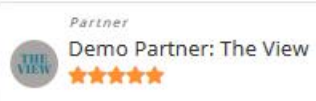
[Home](#) / [Meeting/Visit](#) / Staff Unlimited Access



### Staff Unlimited Access

This bookable product allows **unlimited access** for a **one-year period (365 days)** from the day the booking is made.

Download the FONENTRY App for easy mobile access.



#### Facilities

Free parking

Duration:

1

× 365 days

NOVEMBER 2019

M	T	W	T	F	S	S
28	29	30	31	1	2	3
4	5	6	7	8	9	10
11	12	13	14	15	16	17
18	19	20	21	22	23	24
25	26	27	28	29	30	1

Booking cost: £0.00

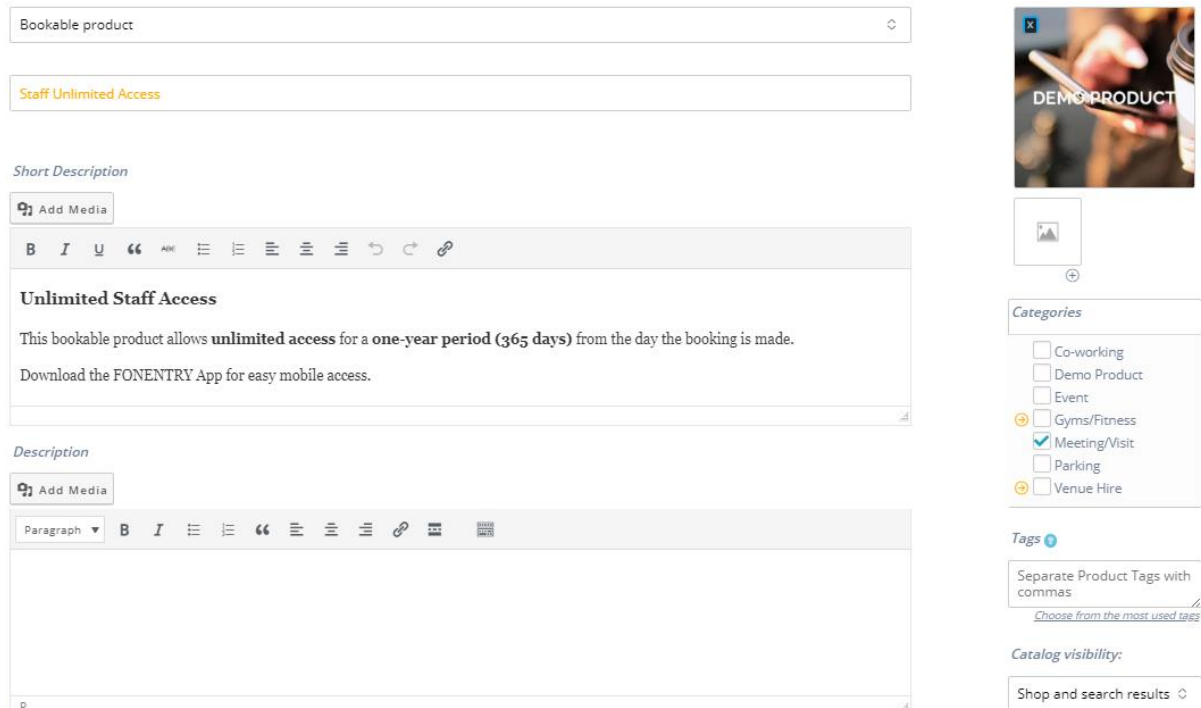
Check Availability

**Bookable Product. Product Name and Short Description:** Add Product Name. Short Description will show on the product, directly under the Price.

**Description:** Add full details for the product, this will show on the Description Tab at the bottom of the product page. You can add images and/video, quotations, bullet and numbered lists and links.

**Category:** Select the relevant category for the product.

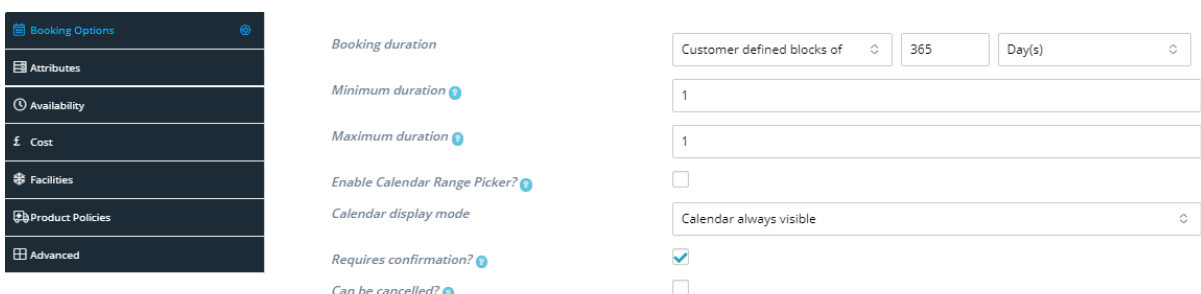
**Tags:** Add Tags to enable Search Engines to get information about the product.



The screenshot displays the product creation interface. At the top, there's a text input for the product name, currently containing 'Bookable product'. Below it is a yellow tag 'Staff Unlimited Access'. The 'Short Description' section has a rich text editor with the title 'Unlimited Staff Access' and the text: 'This bookable product allows **unlimited access** for a **one-year period (365 days)** from the day the booking is made. Download the FONENTRY App for easy mobile access.' The 'Description' section is also a rich text editor, currently empty. On the right, there's a media gallery with a placeholder image and a 'Categories' list with options: Co-working, Demo Product, Event, Gyms/Fitness, Meeting/Visit (checked), Parking, and Venue Hire. Below the categories are 'Tags' instructions and a 'Catalog visibility' dropdown set to 'Shop and search results'.

**Booking Options:** The booking duration is set under the 'Booking Options' tab. Booking duration for this example is set as 'Customer defined blocks of... 365 days'. This will allow a staff member to have access for a one-year period from the day the booking is made.

This booking requires confirmation, so check the 'Requires confirmation' box. An email will be sent to the Partner Admin for approval, before a booking confirmation and access code is sent to the staff member.



The screenshot shows the 'Booking Options' tab in the product settings. The left sidebar lists various tabs: Booking Options (selected), Attributes, Availability, Cost, Facilities, Product Policies, and Advanced. The main content area includes settings for 'Booking duration' (set to 'Customer defined blocks of' with a value of 365 and unit 'Day(s)'), 'Minimum duration' (1), 'Maximum duration' (1), 'Enable Calendar Range Picker?' (unchecked), 'Calendar display mode' (set to 'Calendar always visible'), 'Requires confirmation?' (checked), and 'Can be cancelled?' (unchecked).

**Attributes:** For Bookable Products showing the calendar, ignore the Attributes tab options. (Should you add Attributes, these will make no difference to the way the product performs, and will not be seen on the Product Page.)

**Availability:** Select 'All dates are... available by default' under the 'Availability' tab, and Restrict selectable days to the days of the week when your business is open for staff access. This will allow unlimited access on each of the selected days.

You can also use Rules to specify times of the day when staff may not access your premises. To allow only certain times of the day, select 'All dates are... not available by default', and set the available times using Rules.

**Booking Options**

- Attributes
- Availability**
- Cost
- Facilities
- Product Policies
- Advanced

Max bookings per block 10

Minimum block bookable 0 Day(s) in the future

Maximum block bookable 365 Day(s) in the future

Require a buffer period of 0 days between bookings

Adjacent Buffering? ☐

All dates are... available by default

Check rules against... All blocks being booked

Restrict selectable days? ☒

Restricted days \*Monday \*Tuesday \*Wednesday \*Thursday \*Friday

First block starts at... --:--

**Rules**

Type Date range

From YYYY-MM-DD To YYYY-MM-DD

Bookable NO Priority

Rules with lower priority numbers will override rules with a higher priority (e.g. 9 overrides 10). Ordering is only applied within the same priority and higher order overrides lower order.

**Cost:** Base Cost is a one-off cost for the booking as a whole. Block Cost is the cost per block (per hour or day). This is set under Rules. In this example, there is no cost for staff registration.

**Booking Options**

- Attributes
- Availability
- Cost**
- Facilities
- Product Policies
- Advanced

Base cost 0

Block cost 0

Display cost

**Rules**

Type Date range

From YYYY-MM-DD To YYYY-MM-DD

Base Cost + Block Cost +

All matching rules will be applied to the booking.

**Facilities:** Add facilities available for the booking.

**Booking Options**

- Attributes
- Availability
- Cost
- Facilities**
- Product Policies
- Advanced

**Facilities**

Add facilities available to the user at this vendor.

Free parking

**Product Policies:** This is set under the Store Settings, and applies to all products.

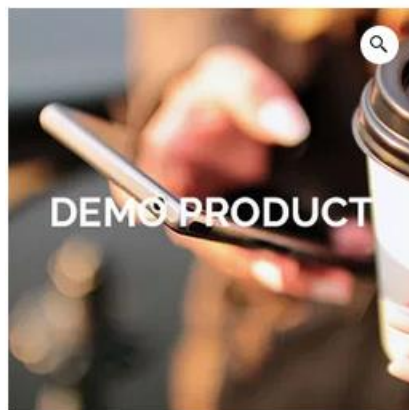
**Advanced:** You may add a note to your customers on the 'Advanced' tab – this will appear on the customer's booking confirmation email.

The screenshot shows the 'Advanced' settings tab in the FONENTRY.com interface. On the left is a dark sidebar with a list of settings: Booking Options, Attributes, Availability, Cost, Facilities, Product Policies, and Advanced (which is highlighted in blue). The main content area is white and contains three sections: 'Enable reviews' with an unchecked checkbox, 'Menu Order' with a text input field containing the number '0', and 'Purchase Note' with a text area. The 'Purchase Note' section has a blue information icon and a tooltip that reads 'Enter an optional note to send the customer after purchase.'

### 13. Category Meeting/Visit (Bookable Product): [Meeting Pre-Registration](#)

This bookable product allows you to register for a **time slot by the hour** on **specific days of the week**.

[Home](#) / [Meeting/Visit](#) / Meeting Pre-Registration




## Meeting Pre-Registration

### Demo: Meeting Pre-Registration

This is a demo product and no orders for this product will be fulfilled. Please do not purchase this product.

This bookable product allows you to book for a **specified time slot on a specific day**, with limited availability.



#### Facilities

Free parking

Times are in Europe/London

NOVEMBER 2019						
M	T	W	T	F	S	S
28	29	30	31	1	2	3
4	5	6	7	8	9	10
11	12	13	14	15	16	17
18	19	20	21	22	23	24
25	26	27	28	29	30	1

Starts: 10:00

Ends: End time

End time

14:00 (4 Hours)

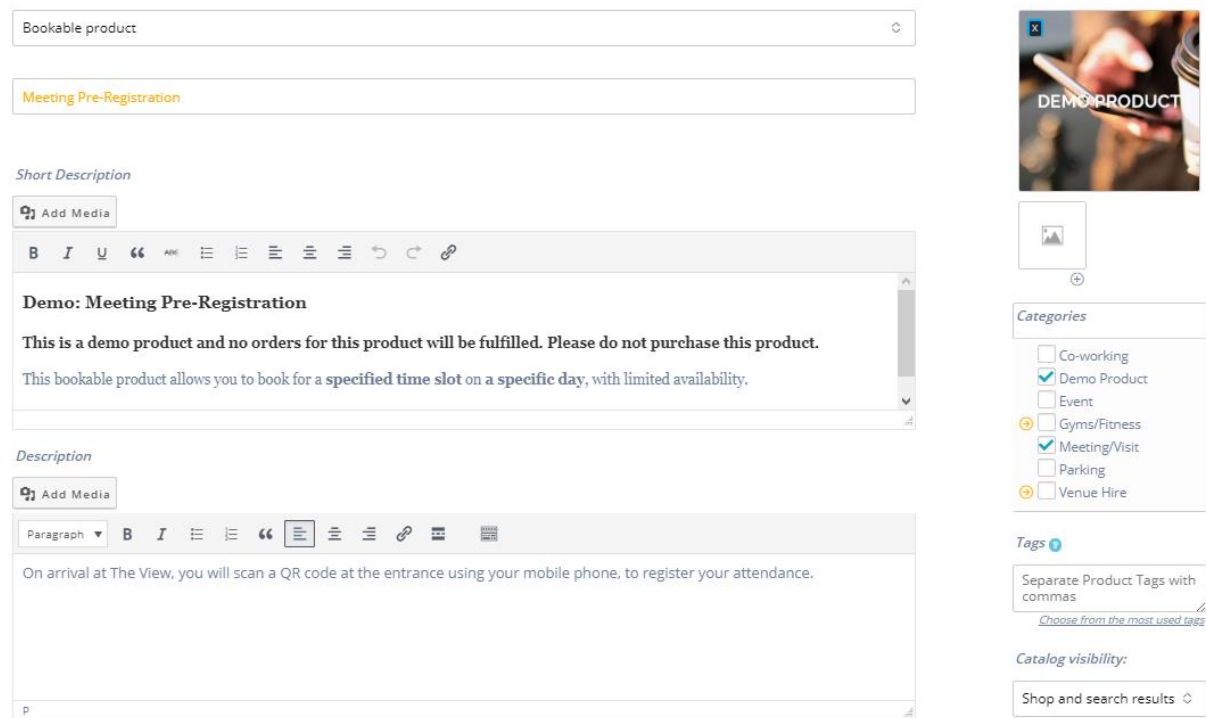
Book now

**Bookable Product. Product Name and Short Description:** Add Product Name. To enable the Product Name to be shown on the product listing, type in the Product Name at the top of the Short Description. Short Description will show on the product, directly under the Price.

**Description:** Add full details for the product, this will show on the Description Tab at the bottom of the product page.

**Category:** Select the relevant category for the product.

**Tags:** Add Tags to enable Search Engines to get information about the product.

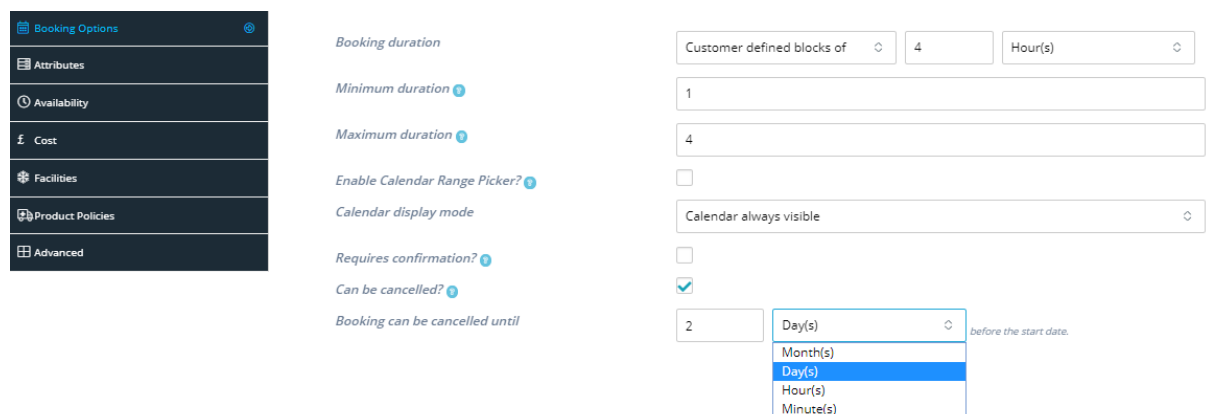


The screenshot shows a product creation form. At the top, there is a text input field containing "Bookable product". Below it is a text input field containing "Meeting Pre-Registration". The "Short Description" section has a rich text editor with the text: "Demo: Meeting Pre-Registration. This is a demo product and no orders for this product will be fulfilled. Please do not purchase this product. This bookable product allows you to book for a specified time slot on a specific day, with limited availability." The "Description" section also has a rich text editor with the text: "On arrival at The View, you will scan a QR code at the entrance using your mobile phone, to register your attendance." On the right side, there is a "Categories" section with checkboxes for "Co-working", "Demo Product" (checked), "Event", "Gyms/Fitness", "Meeting/Visit" (checked), "Parking", and "Venue Hire". Below this is a "Tags" section with a text input field containing "Separate Product Tags with commas" and a link "Choose from the most used tags". At the bottom right, there is a "Catalog visibility" section with a dropdown menu set to "Shop and search results".

**Booking Options:** The booking duration is set under the 'Booking Options' tab. Set the duration of the session. This can be minutes or hours. If you allow the booking to be cancelled, set the cancellation terms on this screen.

If the booking requires confirmation, check the 'Requires confirmation' box. An email will be sent to the Partner Admin for approval, before a booking confirmation and access code is sent to the customer.

In this example, the meeting duration is 4 hours.



The screenshot shows the "Booking Options" tab in the product settings. On the left, there is a sidebar with tabs: "Booking Options", "Attributes", "Availability", "Cost", "Facilities", "Product Policies", and "Advanced". The main content area has the following settings: "Booking duration" is set to "Customer defined blocks of" with a value of "4" and a unit of "Hour(s)". "Minimum duration" is set to "1". "Maximum duration" is set to "4". "Enable Calendar Range Picker?" is unchecked. "Calendar display mode" is set to "Calendar always visible". "Requires confirmation?" is unchecked. "Can be cancelled?" is checked. "Booking can be cancelled until" is set to "2" with a dropdown menu showing "Day(s)", "Month(s)", "Hour(s)", and "Minute(s)". The dropdown menu is currently open, and "Day(s)" is selected. The text "before the start date." is visible next to the dropdown.

**Attributes:** For Bookable Products showing the calendar, ignore the Attributes tab options. (Should you add Attributes, these will make no difference to the way the product performs, and will not be seen on the Product Page.)

**Availability:** To set specific day and time for a meeting, select 'All dates are... not available by default' under the 'Availability' tab. Use **Rules** to set the day, time and duration of the meeting.

Booking Options

Attributes

Availability

Cost

Facilities

Product Policies

Advanced

Max bookings per block

10

Minimum block bookable

0

Day(s)

in the future

Maximum block bookable

30

Day(s)

in the future

Require a buffer period of

0

hours between bookings

Adjacent Buffering?

☐

All dates are...

not-available by default

Check rules against...

All blocks being booked

Restrict selectable days?

☒

Restricted days

Monday

First block starts at...

--:--

Rules

Type

Date Range with time

From

2019-11-25

To

2019-11-25

From

10:00

To

14:00

Bookable

YES

Priority

1

Rules with lower priority numbers will override rules with a higher priority (e.g. 9 overrides 10). Ordering is only applied within the same priority and higher order overrides lower order.

**Cost:** Base Cost is a one-off cost for the booking as a whole. Block Cost is the cost per block (per hour or day). This is set under Rules. In this example, there is no cost for meeting pre-registration.

Booking Options

Attributes

Availability

Cost

Facilities

Product Policies

Advanced

Base cost

0

Block cost

0

Display cost

Rules

Type

Date range

From

YYYY-MM-DD

To

YYYY-MM-DD

Base Cost

+

Block Cost

+

All matching rules will be applied to the booking.

**Facilities:** Add facilities available for the booking.

Booking Options

Attributes

Availability

Cost

Facilities

Product Policies

Advanced

Facilities

Add facilities available to the user at this vendor.

Free parking

56



**Product Policies:** This is set under the Store Settings, and applies to all products.

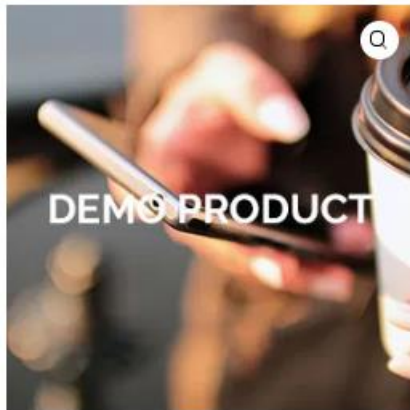
**Advanced:** You may add a note to your customers on the 'Advanced' tab – this will appear on the customer's booking confirmation email.

The screenshot shows the 'Advanced' settings tab in the FONENTRY.com interface. On the left is a dark sidebar with a list of settings: Booking Options, Attributes, Availability, Cost, Facilities, Product Policies, and Advanced (which is highlighted in blue). The main content area is white and contains three sections: 'Enable reviews' with an unchecked checkbox, 'Menu Order' with a text input field containing the number '0', and 'Purchase Note' with a blue information icon and a text box containing the placeholder text 'Enter an optional note to send the customer after purchase.'

#### 14. Category Meeting/Visit (Bookable Product): [Meeting – Search Results only](#)

You can set up a meeting product to enable your attendees to register their attendance, but have the visibility of this meeting set to show on your Partner Page only when searched for by product name.

[Home](#) / [Meeting/Visit](#) / Demo: Private Meeting: #987654 – Search Results only




## Demo: Private Meeting: #987654 – Search Results only

Meeting: #987654

This is a demo product and no orders for this product will be fulfilled. Please do not purchase this product.

This bookable product allows you to register attendance for a **specific time slot** on a **specific day**. Visibility is set to 'Search Results only'. This product can only be viewed by people who have the unique product URL or who know the exact name of the product, and search for this.



#### Facilities

Free parking


Times are in Europe/London

NOVEMBER 2019						
M	T	W	T	F	S	S
28	29	30	31	1	2	3
4	5	6	7	8	9	10
11	12	13	14	15	16	17
18	19	20	21	22	23	24
25	26	27	28	29	30	1

Starts: 10:00 Ends: 14:00 (4 Hours)

Booking cost: £0.00

[Book now](#)



#### LOCATION



#### KEYWORD SEARCH

#987654

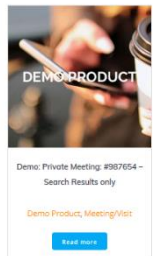
#### FONENTRY APP



#### PRODUCTS ABOUT POLICIES REVIEW

Home / Store / Demo Partner: The View / Products

Showing all 1 result:



Demo: Private Meeting: #987654 – Search Results only

[Read more](#)

[Read more](#)

[Read more](#)

[Read more](#)

[Read more](#)

[Read more](#)

[Read more](#)

[Read more](#)

[Read more](#)

[Read more](#)

[Read more](#)

[Read more](#)

[Read more](#)

[Read more](#)

[Read more](#)

[Read more](#)

[Read more](#)

[Read more](#)

[Read more](#)

[Read more](#)

[Read more](#)

[Read more](#)

[Read more](#)

[Read more](#)

[Read more](#)

[Read more](#)

[Read more](#)

[Read more](#)

[Read more](#)

[Read more](#)

[Read more](#)

[Read more](#)

[Read more](#)

[Read more](#)

[Read more](#)

[Read more](#)

[Read more](#)

[Read more](#)

[Read more](#)

[Read more](#)

[Read more](#)

[Read more](#)

[Read more](#)

[Read more](#)

[Read more](#)

[Read more](#)

[Read more](#)

[Read more](#)

[Read more](#)

[Read more](#)

[Read more](#)

[Read more](#)

[Read more](#)

[Read more](#)

[Read more](#)

[Read more](#)

[Read more](#)

[Read more](#)

[Read more](#)

[Read more](#)

[Read more](#)

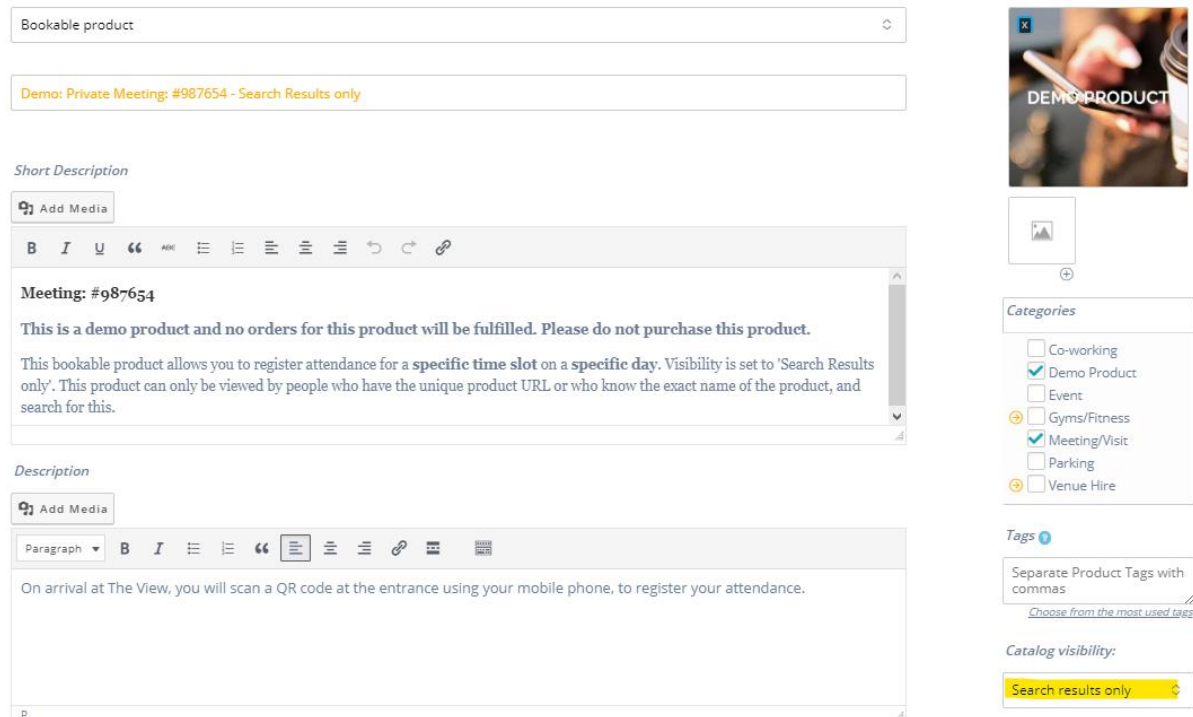
[Read more](#)

**Bookable Product. Product Name and Short Description:** Add Product Name. Short Description will show on the product, directly under the Price.

**Description:** Add full details for the product, this will show on the Description Tab at the bottom of the product page. You can add images and/video, quotations, bullet and numbered lists and links.

**Category:** Select the relevant category for the product.

**Tags:** Add Tags to enable Search Engines to get information about the product.

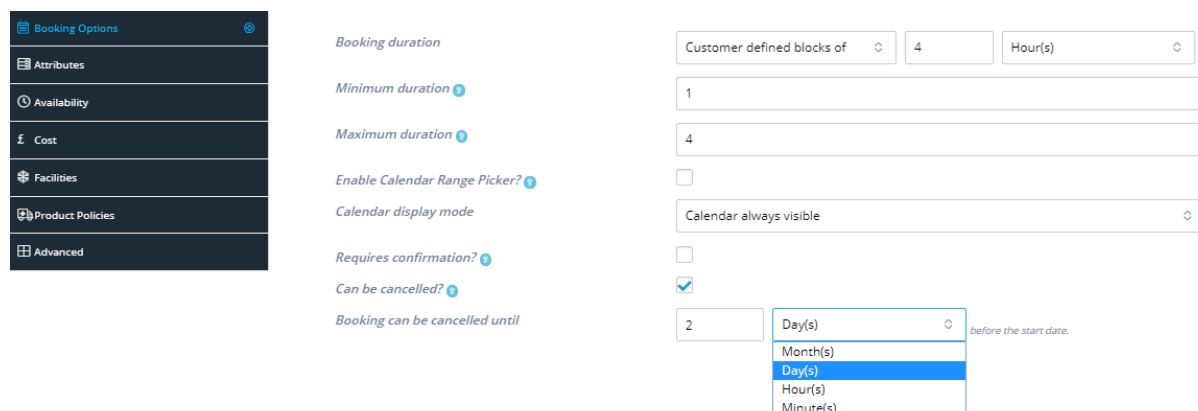


The screenshot shows the product creation interface. At the top, there's a 'Bookable product' label and a 'Demo: Private Meeting: #987654 - Search Results only' tag. Below this, the 'Short Description' tab is active, showing a rich text editor with the text: 'Meeting: #987654' and 'This is a demo product and no orders for this product will be fulfilled. Please do not purchase this product.' The 'Description' tab is also visible, showing a rich text editor with the text: 'On arrival at The View, you will scan a QR code at the entrance using your mobile phone, to register your attendance.' To the right, there's a media gallery with a placeholder image, a 'Categories' list with 'Demo Product' selected, and a 'Tags' section with 'Separate Product Tags with commas' and a 'Catalog visibility' dropdown set to 'Search results only'.

**Booking Options:** The booking duration is set under the 'Booking Options' tab. Set the duration of the session. This can be minutes or hours. If you allow the booking to be cancelled, set the cancellation terms on this screen.

If the booking requires confirmation, check the 'Requires confirmation' box. An email will be sent to the Partner Admin for approval, before a booking confirmation and access code is sent to the customer.

In this example, the meeting duration is 4 hours.



The screenshot shows the 'Booking Options' tab. On the left, there's a sidebar with tabs: 'Booking Options', 'Attributes', 'Availability', 'Cost', 'Facilities', 'Product Policies', and 'Advanced'. The main area contains the following settings: 'Booking duration' (Customer defined blocks of 4 Hour(s)), 'Minimum duration' (1), 'Maximum duration' (4), 'Enable Calendar Range Picker?' (unchecked), 'Calendar display mode' (Calendar always visible), 'Requires confirmation?' (checked), 'Can be cancelled?' (checked), and 'Booking can be cancelled until' (2 Day(s) before the start date). A dropdown menu is open for the 'Booking can be cancelled until' field, showing options: 'Day(s)', 'Month(s)', 'Hour(s)', and 'Minute(s)'.

**Attributes:** For Bookable Products showing the calendar, ignore the Attributes tab options. (Should you add Attributes, these will make no difference to the way the product performs, and will not be seen on the Product Page.)

**Availability:** To set specific day and time for a meeting, select 'All dates are... not available by default' under the 'Availability' tab. Use **Rules** to set the day, time and duration of the meeting.

Booking Options

Attributes

Availability

Cost

Facilities

Product Policies

Advanced

Max bookings per block

10

Minimum block bookable

0

Day(s)

in the future

Maximum block bookable

30

Day(s)

in the future

Require a buffer period of

0

hours between bookings

Adjacent Buffering?

☐

All dates are...

not-available by default

Check rules against...

All blocks being booked

Restrict selectable days?

☒

Restricted days

Monday

First block starts at...

--:--

Rules

Type

Date Range with time

From

2019-11-25

To

2019-11-25

From

10:00

To

14:00

Bookable

YES

Priority

1

**Cost:** Base Cost is a one-off cost for the booking as a whole. Block Cost is the cost per block (per hour or day). This is set under Rules. In this example, there is no cost for meeting pre-registration.

Booking Options

Attributes

Availability

Cost

Facilities

Product Policies

Advanced

Base cost

0

Block cost

0

Display cost

Rules

Type

Date range

From

YYYY-MM-DD

To

YYYY-MM-DD

Base Cost

+

Block Cost

+

All matching rules will be applied to the booking.

**Facilities:** Add facilities available for the booking.

Booking Options

Attributes

Availability

Cost

Facilities

Product Policies

Advanced

Facilities

Add facilities available to the user at this vendor.

Free parking

**Product Policies:** This is set under the Store Settings, and applies to all products.

**Advanced:** You may add a note to your customers on the 'Advanced' tab – this will appear on the customer's booking confirmation email.

The screenshot displays the 'Advanced' settings tab for Product Policies. On the left is a dark sidebar menu with the following items: 'Booking Options', 'Attributes', 'Availability', 'Cost', 'Facilities', 'Product Policies', and 'Advanced' (which is highlighted in blue and has a gear icon). The main content area is white and contains three settings:

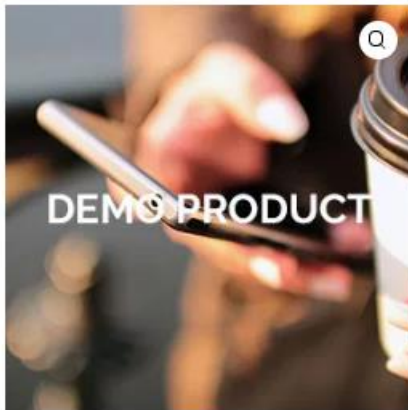
- Enable reviews:** A checkbox that is currently unchecked.
- Menu Order:** A numeric input field containing the value '0'.
- Purchase Note:** A section with a blue information icon. Below the title is a text box containing the placeholder text: 'Enter an optional note to send the customer after purchase.'

### 15. Category Meeting/Visit (Bookable Product): [Meeting – Hidden](#)

You can set up a meeting product to enable your attendees to register their attendance, but have the visibility of this meeting set as a Hidden product. This bookable product will be visible only to invitees who have been given the URL to view the meeting – they will access the meeting registration page only through the URL, the meeting will not be visible or searchable on the Partner's Page.

This product can only be accessed through the URL <https://fonentry.com/product/example-meeting-456789-hidden/>

[Home](#) / [Meeting/Visit](#) / Meeting #456789: Hidden




## Meeting #456789: Hidden

### Meeting #456789

This is a demo product and no orders for this product will be fulfilled. Please do not purchase this product.

This bookable product allows you to register attendance for a **specific time slot** on a **specific day**. Visibility is set to 'Hidden'. This product can only be viewed by people who have the unique product URL.



### Facilities

Free parking

Times are in Europe/London

NOVEMBER 2019						
M	T	W	T	F	S	S
28	29	30	31	1	2	3
4	5	6	7	8	9	10
11	12	13	14	15	16	17
18	19	20	21	22	23	24
25	26	27	28	29	30	1

Starts: 10:00

Ends:   
 End time   
 End time   
 14:00 (4 Hours)

[Book now](#)

After creating the product, click VIEW at the bottom of the setup page. Copy the URL of your product, and send this to invitees. They will then be able to register for the meeting by clicking on the URL.

The screenshot shows the 'Booking Options' setup page in the FONENTRY interface. On the left is a dark sidebar with menu items: Booking Options (selected), Attributes, Availability, Cost, Facilities, Product Policies, and Advanced. The main content area has a light gray background and contains several settings:

- Booking duration:** A dropdown menu set to 'Customer defined blocks of', a text input field containing '4', and a dropdown menu set to 'Hour(s)'.
- Minimum duration:** A text input field containing '1'.
- Maximum duration:** A text input field containing '1'.
- Enable Calendar Range Picker:** An unchecked checkbox.
- Calendar display mode:** A dropdown menu set to 'Calendar always visible'.
- Requires confirmation:** An unchecked checkbox.
- Can be cancelled:** An unchecked checkbox.

At the bottom right of the page, there are three buttons: 'VIEW' (highlighted with a yellow circle), 'DRAFT', and 'SUBMIT'.

URL to share with invitees:

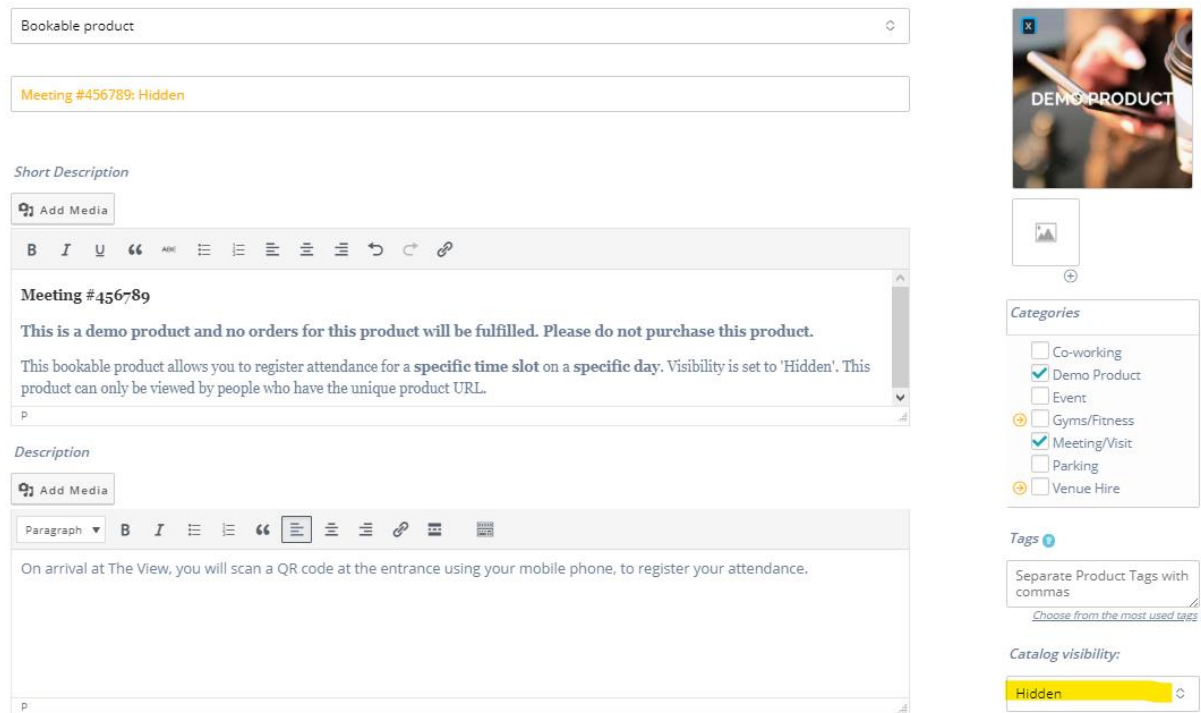
The screenshot shows a web browser address bar with navigation icons (back, forward, refresh, home) on the left. The address field contains the URL: <https://fonentry.com/product/example-meeting-456789-hidden/>

**Bookable Product. Product Name and Short Description:** Add Product Name. Short Description will show on the product, directly under the Price.

**Description:** Add full details for the product, this will show on the Description Tab at the bottom of the product page. You can add images and/video, quotations, bullet and numbered lists and links.

**Category:** Select the relevant category for the product.

**Tags:** Add Tags to enable Search Engines to get information about the product.

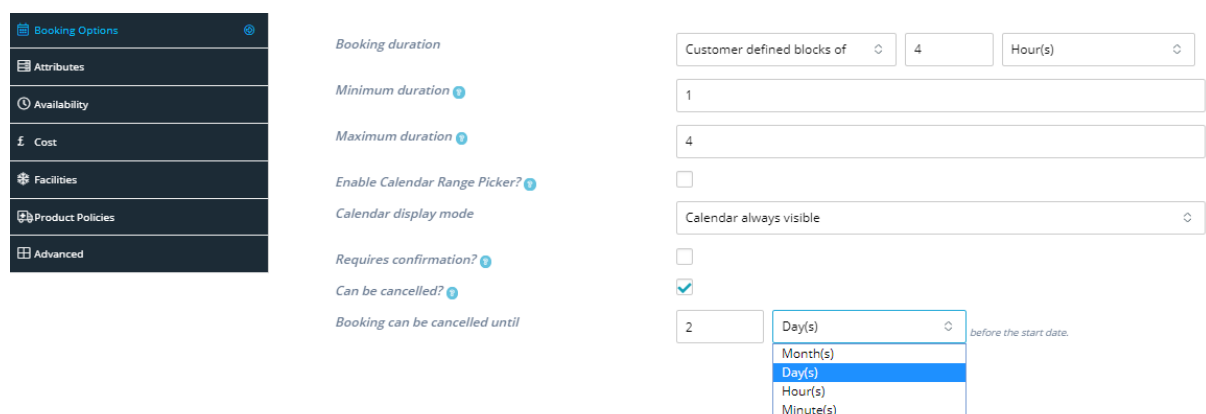


The screenshot displays the product creation interface. At the top, there's a 'Bookable product' input field. Below it, a 'Meeting #456789: Hidden' label is visible. The 'Short Description' section includes a rich text editor with the text: 'Meeting #456789' and 'This is a demo product and no orders for this product will be fulfilled. Please do not purchase this product. This bookable product allows you to register attendance for a specific time slot on a specific day. Visibility is set to 'Hidden'. This product can only be viewed by people who have the unique product URL.' The 'Description' section also has a rich text editor with the text: 'On arrival at The View, you will scan a QR code at the entrance using your mobile phone, to register your attendance.' To the right, there's a 'DEMO PRODUCT' image, a 'Categories' list with 'Demo Product' and 'Meeting/Visit' selected, and a 'Tags' section with a note to 'Separate Product Tags with commas' and a 'Catalog visibility' dropdown set to 'Hidden'.

**Booking Options:** The booking duration is set under the 'Booking Options' tab. Set the duration of the session. This can be minutes or hours. If you allow the booking to be cancelled, set the cancellation terms on this screen.

If the booking requires confirmation, check the 'Requires confirmation' box. An email will be sent to the Partner Admin for approval, before a booking confirmation and access code is sent to the customer.

In this example, the meeting duration is 4 hours.



The screenshot shows the 'Booking Options' tab. On the left is a sidebar with navigation links: 'Booking Options', 'Attributes', 'Availability', 'Cost', 'Facilities', 'Product Policies', and 'Advanced'. The main area contains the following settings:
 

- Booking duration:** Customer defined blocks of 4 Hour(s)
- Minimum duration:** 1
- Maximum duration:** 4
- Enable Calendar Range Picker?** (unchecked)
- Calendar display mode:** Calendar always visible
- Requires confirmation?** (checked)
- Can be cancelled?** (checked)
- Booking can be cancelled until:** 2 Day(s) before the start date. A dropdown menu is open showing options: Day(s), Month(s), Day(s), Hour(s), and Minute(s).



**Attributes:** For Bookable Products showing the calendar, ignore the Attributes tab options. (Should you add Attributes, these will make no difference to the way the product performs, and will not be seen on the Product Page.)

**Availability:** To set specific day and time for a meeting, select 'All dates are... not available by default' under the 'Availability' tab. Use **Rules** to set the day, time and duration of the meeting.

Booking Options

Attributes

Availability

Cost

Facilities

Product Policies

Advanced

Max bookings per block 10

Minimum block bookable 0 Day(s) in the future

Maximum block bookable 30 Day(s) in the future

Require a buffer period of 0 hours between bookings

Adjacent Buffering?

All dates are... not-available by default

Check rules against... All blocks being booked

Restrict selectable days?

Restricted days Monday

First block starts at...

Rules

Type Date Range with time

From 2019-11-25 To 2019-11-25

From 10:00 To 14:00

Bookable YES Priority 1

Rules with lower priority numbers will override rules with a higher priority (e.g. 9 overrides 10). Ordering is only applied within the same priority and higher order overrides lower order.

**Cost:** Base Cost is a one-off cost for the booking as a whole. Block Cost is the cost per block (per hour or day). This is set under Rules. In this example, there is no cost for meeting pre-registration.

Booking Options

Attributes

Availability

Cost

Facilities

Product Policies

Advanced

Base cost 0

Block cost 0

Display cost

Rules

Type Date range

From YYYY-MM-DD To YYYY-MM-DD

Base Cost + Block Cost +

All matching rules will be applied to the booking.

**Facilities:** Add facilities available for the booking.

Booking Options

Attributes

Availability

Cost

Facilities

Product Policies

Advanced

Facilities

Add facilities available to the user at this vendor.

Free parking

**Product Policies:** This is set under the Store Settings, and applies to all products.

**Advanced:** You may add a note to your customers on the 'Advanced' tab – this will appear on the customer's booking confirmation email.

The screenshot shows the 'Advanced' tab selected in a sidebar menu. The main content area displays three settings: 'Enable reviews' with an unchecked checkbox, 'Menu Order' with a value of '0', and 'Purchase Note' with a text input field. A tooltip for 'Purchase Note' explains its purpose.

Setting	Value / Action
Enable reviews	<input type="checkbox"/>
Menu Order	0
Purchase Note	<input type="text"/>

**Purchase Note** ⓘ  
Enter an optional note to send the customer after purchase.

## 16. Category Event (Bookable Product): [Event – Free Registration](#)

This bookable product allows you to take registrations for a free event, on a **specific date and time**, with **limited duration** and **ticket availability**.

[Home](#) / [Event](#) / Event – Free Registration

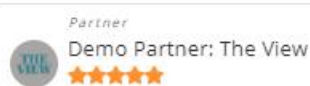


# Event – Free Registration

## Demo: Free Book Launch

This is a demo product and no orders for this product will be fulfilled. Please do not purchase this product.

This bookable product allows you to take registrations for a free event, on a **specific date and time**, with **limited duration** and **limited ticket availability**.



## Facilities

Free parking. Refreshments will be served.

Times are in Europe/London

NOVEMBER 2019						
M	T	W	T	F	S	S
28	29	30	31	1	2	3
4	5	6	7	8	9	10
11	12	13	14	15	16	17
18	19	20	21	22	23	24
25	26	27	28	29	30	1

Starts: 18:00 Ends: 21:00 (3 Hours)

Booking cost: £0.00

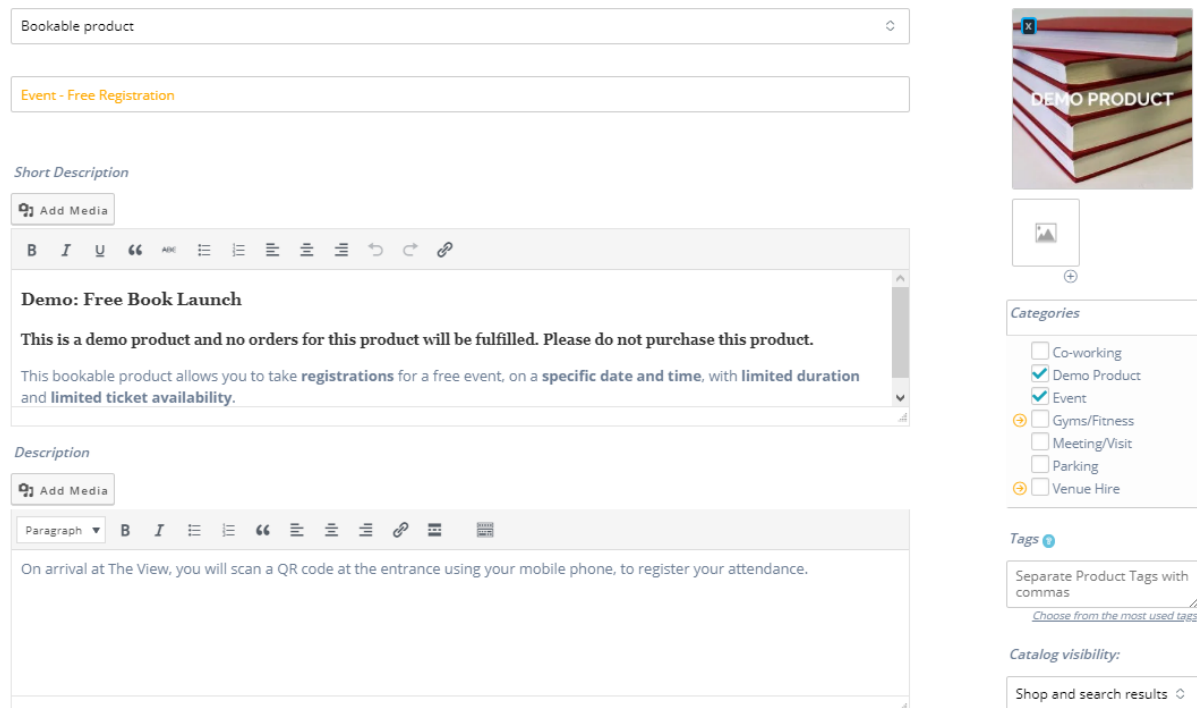
[Book now](#)

**Bookable Product. Product Name and Short Description** Add Product Name. Short Description will show on the product, directly under the Price.

**Description:** Add full details for the product, this will show on the Description Tab at the bottom of the product page. You can add images and/video, quotations, bullet and numbered lists and links.

**Category:** Select the relevant category for the product.

**Tags:** Add Tags to enable Search Engines to get information about the product.

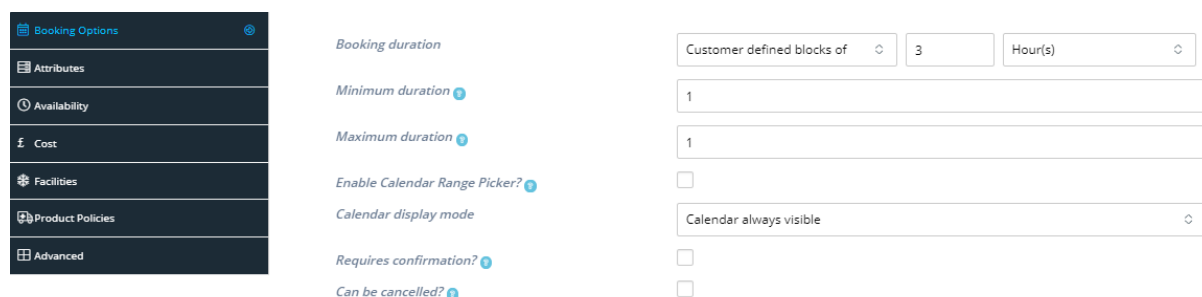


The screenshot shows the product creation interface. At the top, there's a text input for the product name with the placeholder 'Bookable product'. Below it is a tag input with 'Event - Free Registration'. The 'Short Description' section has a rich text editor with the text: 'Demo: Free Book Launch. This is a demo product and no orders for this product will be fulfilled. Please do not purchase this product. This bookable product allows you to take registrations for a free event, on a specific date and time, with limited duration and limited ticket availability.' The 'Description' section also has a rich text editor with the text: 'On arrival at The View, you will scan a QR code at the entrance using your mobile phone, to register your attendance.' On the right, there's a 'Categories' list with checkboxes for 'Co-working', 'Demo Product' (checked), 'Event' (checked), 'Gyms/Fitness', 'Meeting/Visit', 'Parking', and 'Venue Hire'. Below that is a 'Tags' section with a note 'Separate Product Tags with commas' and a link 'Choose from the most used tags'. At the bottom right, there's a 'Catalog visibility' dropdown set to 'Shop and search results'.

**Booking Options:** The booking duration is set under the 'Booking Options' tab. This can be minutes, hours or days. If you allow the booking to be cancelled, set the cancellation terms on this screen.

If the booking requires confirmation, check the 'Requires confirmation' box. An email will be sent to the Partner Admin for approval, before a booking confirmation and access code is sent to the customer.

In this example, the event duration is 3 hours.



The screenshot shows the 'Booking Options' tab. On the left is a sidebar with tabs: 'Booking Options' (selected), 'Attributes', 'Availability', 'Cost', 'Facilities', 'Product Policies', and 'Advanced'. The main area contains the following settings: 'Booking duration' is set to 'Customer defined blocks of 3 Hour(s)'; 'Minimum duration' is 1; 'Maximum duration' is 1; 'Enable Calendar Range Picker?' is unchecked; 'Calendar display mode' is 'Calendar always visible'; 'Requires confirmation?' is unchecked; and 'Can be cancelled?' is unchecked.

**Attributes:** For Bookable Products showing the calendar, ignore the Attributes tab options. (Should you add Attributes, these will make no difference to the way the product performs, and will not be seen on the Product Page.)

**Availability:** To set specific day and time for the event, select 'All dates are... not available by default' under the 'Availability' tab. Use **Rules** to set the day, time and duration of the meeting.

Booking Options

Attributes

Availability

Cost

Facilities

Product Policies

Advanced

Max bookings per block

30

Minimum block bookable

0

Day(s)

in the future

Maximum block bookable

2

Month(s)

in the future

Require a buffer period of

0

hours between bookings

Adjacent Buffering?

☐

All dates are...

not-available by default

Check rules against...

All blocks being booked

Restrict selectable days?

☐

Restricted days

First block starts at...

--:--

Rules

Type

Date Range with time

From

2019-11-29

To

2019-11-29

From

18:00

To

21:00

Bookable

YES

Priority

Rules with lower priority numbers will override rules with a higher priority (e.g. 9 overrides 10 ). Ordering is only applied within the same priority and higher order overrides lower order.

**Cost:** Base Cost is a one-off cost for the booking as a whole. Block Cost is the cost per block (per hour or day). This is set under Rules. In this example, there is no cost for the event registration.

Booking Options

Attributes

Availability

Cost

Facilities

Product Policies

Advanced

Base cost

0

Block cost

0

Display cost

Rules

Type

Date range

From

YYYY-MM-DD

To

YYYY-MM-DD

Base Cost

+

Block Cost

+

All matching rules will be applied to the booking.

**Facilities:** Add facilities available for the booking.

Booking Options

Attributes

Availability

Cost

Facilities

Product Policies

Advanced

Facilities

Add facilities available to the user at this vendor.

Free parking. Refreshments will be served.

**Product Policies:** This is set under the Store Settings, and applies to all products.

**Advanced:** You may add a note to your customers on the ‘Advanced’ tab – this will appear on the customer’s booking confirmation email.

Booking Options

Attributes

Availability

Cost

Facilities

Product Policies

Advanced

Enable reviews

Menu Order

Purchase Note

Enter an optional note to send the customer after purchase.

☐

0

## 17. Category Event (Bookable Product): [Event – Tickets](#)

This bookable product allows you to take sell tickets for an event, on a **specific date and time**, with **limited duration** and **ticket availability**.

[Home](#) / [Event](#) / Event – Tickets




### Event – Tickets

From: £10.00

This is a demo product and no orders for this product will be fulfilled. Please do not purchase this product.

This bookable product will allow you to sell tickets for an event, on a **specific time and date**, with **limited duration** and **ticket availability**.



#### Facilities

Times are in Europe/London

NOVEMBER 2019						
M	T	W	T	F	S	S
28	29	30	31	1	2	3
4	5	6	7	8	9	10
11	12	13	14	15	16	17
18	19	20	21	22	23	24
25	26	27	28	29	30	1

Starts

14:00

Ends

17:00 (3 Hours)

Booking cost: £10.00

Book now

**Bookable Product. Product Name and Short Description:** Add Product Name. Short Description will show on the product, directly under the Price.

**Description:** Add full details for the product, this will show on the Description Tab at the bottom of the product page. You can add images and/video, quotations, bullet and numbered lists and links.

**Category:** Select the relevant category for the product.

**Tags:** Add Tags to enable Search Engines to get information about the product.

Bookable product

Event - Tickets

Short Description

Add Media

**Paid Event: Tech Talk**

This is a demo product and no orders for this product will be fulfilled. Please do not purchase this product.

This bookable product will allow you to sell tickets for an event, on a **specific time and date**, with **limited duration** and **ticket availability**.

Description

Add Media

Paragraph

Add images and/or video and full description of the event.

Categories

- ☐ Co-working
- ☒ Demo Product
- ☒ Event
- ☐ Gyms/Fitness
- ☐ Meeting/Visit
- ☐ Parking
- ☐ Venue Hire

Tags

Separate Product Tags with commas

[Choose from the most used tags](#)

Catalog visibility:

Shop and search results

**Booking Options:** The booking duration is set under the 'Booking Options' tab. This can be minutes, hours or days. If you allow the booking to be cancelled, set the cancellation terms on this screen.

If the booking requires confirmation, check the 'Requires confirmation' box. An email will be sent to the Partner Admin for approval, before a booking confirmation and access code is sent to the customer.

In this example, the event duration is 3 hours.

Booking Options

Attributes

Availability

Cost

Facilities

Product Policies

Advanced

Booking duration

Customer defined blocks of 3 Hour(s)

Minimum duration 1

Maximum duration 1

Enable Calendar Range Picker? ☐

Calendar display mode

Calendar always visible

Requires confirmation? ☐

Can be cancelled? ☐

**Attributes:** For Bookable Products showing the calendar, ignore the Attributes tab options. (Should you add Attributes, these will make no difference to the way the product performs, and will not be seen on the Product Page.)

**Availability:** To set specific day and time for the event, select 'All dates are... not available by default' under the 'Availability' tab. Use **Rules** to set the day, time and duration of the meeting.



Booking Options

Attributes

Availability

Cost

Facilities

Product Policies

Advanced

Max bookings per block

100

Minimum block bookable

0

Month(s)

in the future

Maximum block bookable

3

Month(s)

in the future

Require a buffer period of

0

hours between bookings

Adjacent Buffering?

☐

All dates are...

not-available by default

Check rules against...

All blocks being booked

Restrict selectable days?

☐

Restricted days

First block starts at...

--:--

Rules

Type

Date Range with time

From

2019-11-27

To

2019-11-27

From

14:00

To

17:00

Bookable

YES

Priority

10

Rules with lower priority numbers will override rules with a higher priority (e.g. 9 overrides 10 ). Ordering is only applied within the same priority and higher order overrides lower order.

**Cost:** Base Cost is a one-off cost for the booking as a whole. Block Cost is the cost per block (per hour or day). This is set under Rules. In this example, there is no cost for the event registration.

Booking Options

Attributes

Availability

Cost

Facilities

Product Policies

Advanced

Base cost

10

Block cost

0

Display cost

Rules

Type

Date range

From

YYYY-MM-DD

To

YYYY-MM-DD

Base Cost

+

Block Cost

+

All matching rules will be applied to the booking.

**Facilities:** Add facilities available for the booking.

Booking Options

Attributes

Availability

Cost

Facilities

Product Policies

Advanced









Facilities

Add facilities available to the user at this vendor.

Add facilities available at this event.

**Product Policies:** This is set under the Store Settings, and applies to all products.

**Advanced:** You may add a note to your customers on the 'Advanced' tab – this will appear on the customer's booking confirmation email.

 Booking Options
 Attributes
 Availability
 Cost
 Facilities
 Product Policies
 Advanced 

Enable reviews

Menu Order 

Purchase Note 

Enter an optional note to send the customer after purchase.

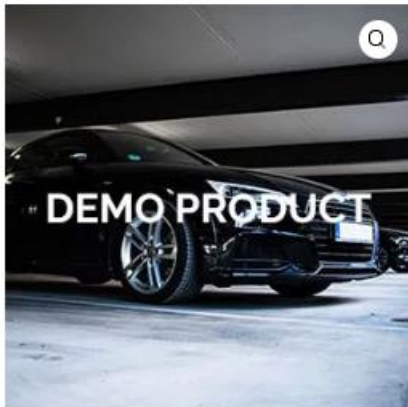
☐

0

## 18. Category Parking (Bookable Product): [Parking](#)

This bookable product allows bookings for a **day or range of consecutive days**.

[Home](#) / [Parking](#) / [Parking](#)



### Parking

★★★★★ (1 customer review)

From: £8.00

#### Multi-storey Parking Garage

This is a demo product and no orders for this product will be fulfilled. Please do not purchase this product.

This bookable product allows bookings for a **day or range of consecutive days**.

Partner



Demo Partner: Parking Garage

★★★★★

#### Facilities

Electric Vehicle charging points, Disabled Parking Bays, Extra Long Parking Bays

NOVEMBER 2019						
M	T	W	T	F	S	S
28	29	30	31	1	2	3
4	5	6	7	8	9	10
11	12	13	14	15	16	17
18	19	20	21	22	23	24
25	26	27	28	29	30	1

Booking cost: £24.00

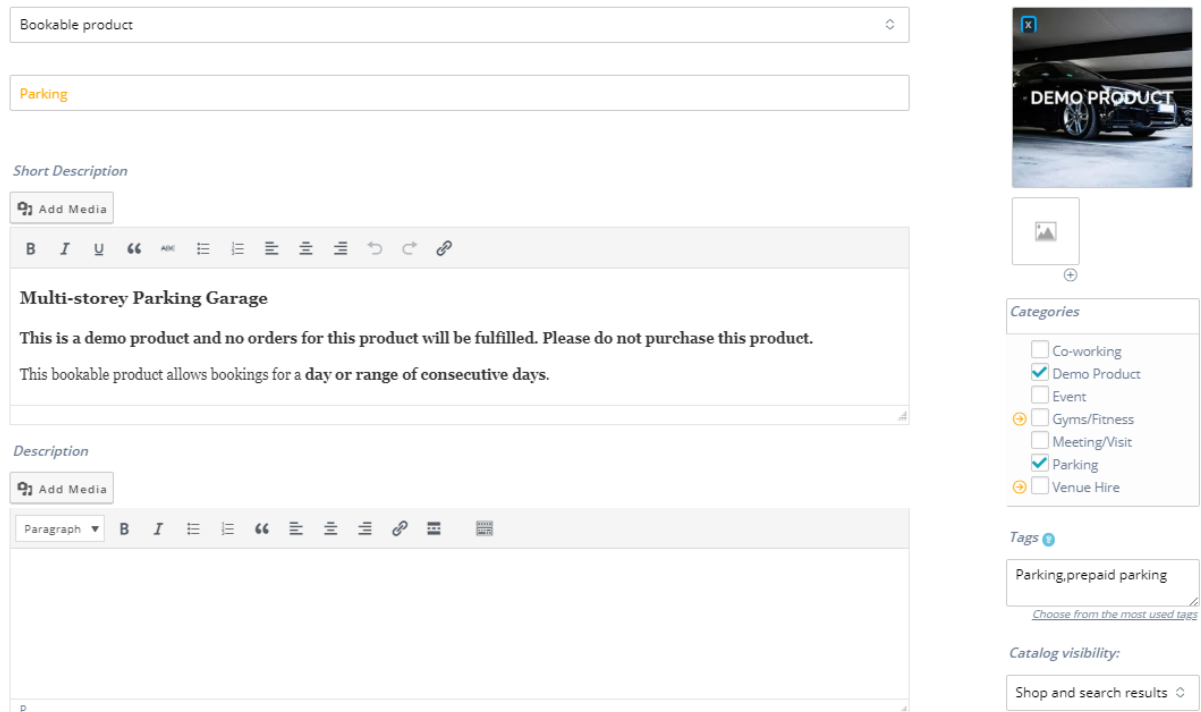
[Book now](#)

**Bookable Product. Product Name and Short Description:** Add Product Name. Short Description will show on the product, directly under the Price.

**Description:** Add full details for the product, this will show on the Description Tab at the bottom of the product page. You can add images and/video, quotations, bullet and numbered lists and links.

**Category:** Select the relevant category for the product.

**Tags:** Add Tags to enable Search Engines to get information about the product.



Bookable product

Parking

*Short Description*

Add Media

**B I U** [List Icons] [Link Icon]

**Multi-storey Parking Garage**

This is a demo product and no orders for this product will be fulfilled. Please do not purchase this product.

This bookable product allows bookings for a day or range of consecutive days.

*Description*

Add Media

Paragraph [List Icons] [Link Icon] [Table Icon]

Categories

- ☐ Co-working
- ☒ Demo Product
- ☐ Event
- ☐ Gyms/Fitness
- ☐ Meeting/Visit
- ☒ Parking
- ☐ Venue Hire

Tags

Parking, prepaid parking

[Choose from the most used tags](#)

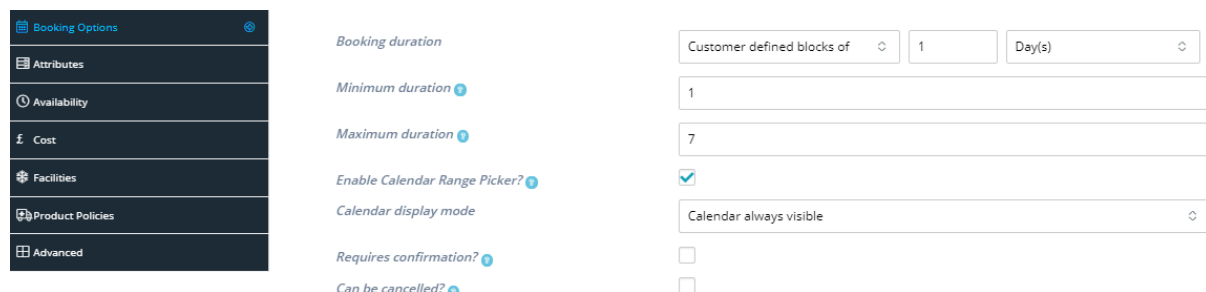
Catalog visibility:

Shop and search results

**Booking Options:** The booking duration is set under the 'Booking Options' tab. If you allow the booking to be cancelled, set the cancellation terms on this screen.

If the booking requires confirmation, check the 'Requires confirmation' box. An email will be sent to the Partner Admin for approval, before a booking confirmation and access code is sent to the customer.

This example product has Booking duration as 'Customer defined blocks of 1 day', with a maximum number of days bookable being 7 days. Enable Calendar Range Picker to allow the customer to choose a range of days on the calendar.



**Booking Options**

Attributes

Availability

Cost

Facilities

Product Policies

Advanced

*Booking duration*

Customer defined blocks of 1 Day(s)

*Minimum duration*

1

*Maximum duration*

7

*Enable Calendar Range Picker?*

☒

*Calendar display mode*

Calendar always visible

*Requires confirmation?*

☐

*Can be cancelled?*

☐

**Attributes:** For Bookable Products showing the calendar, ignore the Attributes tab options. (Should you add Attributes, these will make no difference to the way the product performs, and will not be seen on the Product Page.)

**Availability:** In this example product, the customer may book any day of the week. Select 'All dates are... available by default' under the 'Availability' tab. Since this booking is by the day, there is no need to specify available times, which would be set using Rules.

Booking Options

Attributes

Availability

Cost

Facilities

Product Policies

Advanced

Max bookings per block

100

Minimum block bookable

0

Month(s)

in the future

Maximum block bookable

1

Month(s)

in the future

Require a buffer period of

0

days between bookings

Adjacent Buffering?

☐

All dates are...

available by default

Check rules against...

All blocks being booked

Restrict selectable days?

☐

Restricted days

First block starts at...

---

Rules

Type

Date range

From

YYYY-MM-DD

To

YYYY-MM-DD

Bookable

NO

Priority

Rules with lower priority numbers will override rules with a higher priority (e.g. 9 overrides 10 ). Ordering is only applied within the same priority and higher order overrides lower order.

**Cost:** Base Cost is a one-off cost for the booking as a whole. Block Cost is the cost per block (per hour or day). This is set under Rules. In this example, there is no cost for the event registration.

Booking Options

Attributes

Availability

Cost

Facilities

Product Policies

Advanced

Base cost

0

Block cost

8

Display cost

Rules

Type

Date range

From

YYYY-MM-DD

To

YYYY-MM-DD

Base Cost

+

Block Cost

+

All matching rules will be applied to the booking.

**Facilities:** Add facilities available for the booking.

Booking Options

Attributes

Availability

Cost

Facilities

Product Policies

Advanced

Facilities

Facilities

Electric Vehicle charging points, Disabled Parking Bays, Extra Long Parking Bays

**Product Policies:** This is set under the Store Settings, and applies to all products.

**Advanced:** You may add a note to your customers on the ‘Advanced’ tab – this will appear on the customer’s booking confirmation email.

Booking Options

Attributes

Availability

Cost

Facilities

Product Policies

Advanced

Enable reviews

Menu Order

Purchase Note

Enter an optional note to send the customer after purchase.

☐

0